

Republic of the Philippines  
DEPARTMENT OF PUBLIC WORKS AND HIGHWAYS  
**OFFICE OF THE SECRETARY**  
Manila

July 29, 2013

**HON. FLORENCIO B. ABAD**

Secretary  
Department of Budget and Management  
Malacañang, Manila

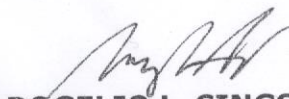
**Attention: Director Ma. Soledad G. Doloiras**  
Budget and Management Bureau "A"

Sir:

In compliance with the provision 5.1.5 of Joint Circular No. 2013-1 dated March 15, 2013, we are submitting the Consolidated Summary Report of Disbursements (ANNEX D) for All Funds for the 1<sup>st</sup> Quarter Ending March 31, 2013 and 2<sup>nd</sup> Quarter Ending June 30, 2013.

Please acknowledge receipt hereof.

Very truly yours,

  
**ROGELIO L. SINGSON**  
Secretary

Department of Public Works and Highways  
Office of the Secretary



WIN3O02331

DEPT OF BUDGET & MGMT BMB-A

JUL 30, 2013 PM 10:45 RCUD  


CONSOLIDATED SUMMARY REPORT OF DISBURSEMENTS

For the Quarter Ending March 31, 2013

(in thousand pesos)

Annex "D"

Department/Agency : Department of Public Works and Highways  
Fund : ALL FUNDS

PARTICULARS	CURRENT YEAR BUDGET				PRIOR YEAR'S BUDGET				PRIOR YEARS' OBLIGATIONS				TRUST LIABILITIES				OTHERS	TOTAL				REMARKS
	PS	MOOE	CO	TOTAL	PS	MOOE	CO	TOTAL	PS	MOOE	CO	TOTAL	PS	MOOE	CO	TOTAL		PS	MOOE	CO	TOTAL	
(1)	(2)				(3)				(4)				(5)				(6)	(7)				(8)
<b>FIRST QUARTER-NCA</b>	<b>1,216,744</b>	<b>892,296</b>	<b>15,690,602</b>	<b>17,799,642</b>	<b>84,597</b>	<b>574,776</b>	<b>5,736,666</b>	<b>6,396,039</b>	<b>62,071</b>	<b>674,890</b>	<b>9,768,162</b>	<b>10,505,123</b>	<b>16,471</b>	<b>5,118</b>	<b>47,451</b>	<b>69,040</b>	<b>-</b>	<b>1,379,883</b>	<b>2,147,080</b>	<b>31,242,881</b>	<b>34,769,844</b>	
WDS Checks Issued	1,216,744	892,296	15,690,602	17,799,642	84,597	574,776	5,736,666	6,396,039	62,071	674,890	9,768,162	10,505,123	16,471	5,118	47,451	69,040	-	1,379,883	2,147,080	31,242,881	34,769,844	
Central Office	145,139	2,841	392,776	540,756	63,777	53,424	1,821,596	1,938,797	7,751	24,779	825,852	858,382	22	405	449	876	-	216,689	81,449	3,040,673	3,338,811	
ICR	64,742	44,427	1,174,499	1,283,668	1,827	24,903	316,002	342,732	235	69,036	887,583	956,854	-	-	14,689	14,689	-	66,804	138,366	2,392,773	2,597,943	
AR	53,190	32,986	581,996	668,172	-	24,574	62,180	86,754	784	63,156	632,400	696,340	-	-	7,209	7,209	-	53,974	120,716	1,283,785	1,458,475	
Region I	53,161	109,989	841,056	1,004,206	-	40,192	311,826	352,018	-	5,460	123,415	128,875	-	-	-	-	-	53,161	155,641	1,276,297	1,485,099	
Region II	62,892	33,933	443,264	540,089	18	28,315	323,306	351,639	5,333	12,677	328,052	346,062	-	-	-	-	-	68,243	74,925	1,094,622	1,237,790	
Region III	92,900	29,358	615,958	738,216	733	57,838	710,855	769,426	6,576	62,646	1,056,125	1,125,347	-	-	1,181	1,181	-	100,209	149,842	2,384,119	2,634,170	
Region III-A	87,799	75,269	1,592,350	1,755,418	-	44,424	274,105	318,529	-	35,425	762,004	797,429	-	-	3,561	3,561	-	87,799	155,118	2,632,020	2,874,937	
Region IV-B	62,363	39,110	482,542	584,015	2,936	8,555	69,123	80,614	2,534	63,588	683,895	750,017	-	-	-	-	-	67,833	111,253	1,235,560	1,414,646	
Region V	87,023	61,458	1,437,446	1,585,927	94	82,613	658,608	741,315	1,094	60,787	340,094	401,975	-	-	6,128	6,128	-	88,211	204,858	2,442,276	2,735,345	
Region VI	76,076	32,318	1,084,948	1,193,342	1,461	67,647	279,828	348,936	3,725	49,045	874,344	927,114	2,652	794	1,365	4,811	-	83,914	149,804	2,240,485	2,474,203	
Region VII	83,934	51,211	1,330,845	1,465,990	1,496	9,421	74,969	85,886	9,143	36,130	582,054	627,327	5,551	820	2,133	8,504	-	100,124	97,582	1,990,001	2,187,707	
Region VIII	76,572	153,284	1,321,367	1,551,223	136	39,019	162,165	201,320	8,819	37,366	453,964	500,149	3,179	294	5,439	8,912	-	88,706	229,963	1,942,935	2,261,604	
Region IX	30,985	-	1,230,117	1,261,102	-	-	9,075	9,075	-	-	25,071	25,071	-	-	-	-	-	30,985	-	1,264,263	1,295,248	
Region X	71,475	59,079	1,003,359	1,133,913	296	17,570	351,385	369,251	2,006	41,707	819,327	863,040	3,290	124	89	3,503	-	77,067	118,480	2,174,160	2,369,707	
Region XI	53,340	94,730	1,295,462	1,443,532	9,242	23,387	110,007	142,636	1,291	9,602	414,680	425,573	-	1,850	4,718	6,568	-	63,873	129,569	1,824,867	2,018,309	
Region XII	57,544	34,504	506,640	598,688	52	23,398	87,380	110,830	10,529	79,879	692,304	782,712	1,777	831	490	3,098	-	69,902	138,612	1,286,814	1,495,328	
Region XIII	57,609	37,799	355,977	451,385	2,529	29,496	114,256	146,281	2,251	23,607	266,998	292,856	-	-	-	-	-	62,389	90,902	737,231	890,522	
Advice to Debit Account	-	-	-	-	-	-	-	-	-	-	-	-	-	-	-	-	-	-	-	-	-	-
Central Office	-	-	-	-	-	-	-	-	-	-	-	-	-	-	-	-	-	-	-	-	-	-
ICR	-	-	-	-	-	-	-	-	-	-	-	-	-	-	-	-	-	-	-	-	-	-
AR	-	-	-	-	-	-	-	-	-	-	-	-	-	-	-	-	-	-	-	-	-	-
Region I	-	-	-	-	-	-	-	-	-	-	-	-	-	-	-	-	-	-	-	-	-	-
Region II	-	-	-	-	-	-	-	-	-	-	-	-	-	-	-	-	-	-	-	-	-	-
Region III	-	-	-	-	-	-	-	-	-	-	-	-	-	-	-	-	-	-	-	-	-	-
Region IV-A	-	-	-	-	-	-	-	-	-	-	-	-	-	-	-	-	-	-	-	-	-	-
Region IV-B	-	-	-	-	-	-	-	-	-	-	-	-	-	-	-	-	-	-	-	-	-	-
Region V	-	-	-	-	-	-	-	-	-	-	-	-	-	-	-	-	-	-	-	-	-	-
Region III	-	-	-	-	-	-	-	-	-	-	-	-	-	-	-	-	-	-	-	-	-	-
Region VIII	-	-	-	-	-	-	-	-	-	-	-	-	-	-	-	-	-	-	-	-	-	-
Region IX	-	-	-	-	-	-	-	-	-	-	-	-	-	-	-	-	-	-	-	-	-	-
Region X	-	-	-	-	-	-	-	-	-	-	-	-	-	-	-	-	-	-	-	-	-	-
Region XI	-	-	-	-	-	-	-	-	-	-	-	-	-	-	-	-	-	-	-	-	-	-
Region XII	-	-	-	-	-	-	-	-	-	-	-	-	-	-	-	-	-	-	-	-	-	-
Region XIII	-	-	-	-	-	-	-	-	-	-	-	-	-	-	-	-	-	-	-	-	-	-

CONSOLIDATED SUMMARY REPORT OF DISBURSEMENTS  
For the Quarter Ending March 31, 2013  
(in thousand pesos)

Annex "

Department/Agency : Department of Public Works and Highways  
Fund : ALL FUNDS

PARTICULARS	CURRENT YEAR BUDGET				PRIOR YEAR'S BUDGET				PRIOR YEARS' OBLIGATIONS				TRUST LIABILITIES				OTHERS	TOTAL			
	PS	MOOE	CO	TOTAL	PS	MOOE	CO	TOTAL	PS	MOOE	CO	TOTAL	PS	MOOE	CO	TOTAL		PS	MOOE	CO	TOTAL
(1)	(2)				(3)				(4)				(5)				(6)	(7)			
<b>RA ISSUED</b>	<b>138,522</b>	<b>51,759</b>	<b>871,920</b>	<b>1,062,201</b>	<b>416</b>	<b>33,256</b>	<b>273,260</b>	<b>306,932</b>	<b>4,268</b>	<b>45,009</b>	<b>559,723</b>	<b>609,000</b>	<b>657</b>	<b>541</b>	<b>31,945</b>	<b>33,143</b>	<b>-</b>	<b>143,863</b>	<b>130,565</b>	<b>1,736,848</b>	<b>2,011,276</b>
Central Office	56,341	1,253	15,451	73,045	-	285	45,778	46,063	4	19	57,310	57,333	-	-	-	-	-	56,345	1,557	118,539	176,441
RCR	5,728	18,934	27,117	51,779	189	2,597	15,099	17,885	570	8,296	44,324	53,190	-	-	202	202	-	6,487	29,827	86,742	123,056
RCAR	3,421	1,026	32,598	37,045	-	1,791	1,999	3,790	176	3,432	37,674	41,282	-	-	323	323	-	3,597	6,249	72,594	82,440
Region I	3,073	3,272	45,961	52,306	-	470	22,117	22,587	-	130	5,605	5,735	-	-	-	-	-	3,073	3,872	73,683	80,628
Region II	5,820	1,885	31,501	39,206	-	1,915	19,758	21,673	12	841	20,533	21,386	-	-	-	-	-	5,832	4,641	71,792	82,265
Region III	8,275	2,746	32,328	43,349	65	3,550	45,348	48,963	-	4,189	57,801	61,990	-	-	21	21	-	8,340	10,485	135,498	154,323
Region IV-A	4,451	4,676	95,469	104,596	-	3,353	15,300	18,653	-	3,232	50,444	53,676	188	279	377	844	-	4,639	11,540	161,590	177,769
Region IV-B	5,390	893	29,409	35,692	-	418	1,453	1,871	180	2,916	24,085	27,181	-	-	-	-	-	5,570	4,227	54,947	64,744
Region V	6,514	1,406	92,928	100,848	5	6,403	47,586	53,994	262	3,325	19,363	22,950	-	54	148	202	-	6,781	11,188	160,025	177,994
Region VI	5,001	1,859	38,453	45,313	-	5,155	10,861	16,016	7	3,006	54,726	57,739	-	-	27,005	27,005	-	5,008	10,020	131,045	146,073
Region VII	5,460	4,619	101,548	111,627	-	108	5,384	5,492	747	1,890	22,030	24,667	116	-	-	116	-	6,323	6,617	128,962	141,902
Region VIII	5,785	1,976	96,995	104,756	-	940	8,877	9,817	765	2,131	19,779	22,675	156	208	3,869	4,233	-	6,706	5,255	129,520	141,481
Region IX	3,251	-	37,958	41,209	-	-	294	294	-	-	652	652	-	-	-	-	-	3,251	-	38,904	42,155
Region X	5,526	1,931	82,985	90,442	-	3,115	16,877	19,992	-	3,209	46,235	49,444	197	-	-	197	-	5,723	8,255	146,097	160,075
Region XI	5,755	2,635	77,300	85,690	60	1,494	6,917	8,471	3	641	23,920	24,564	-	-	-	-	-	5,818	4,770	108,137	118,725
Region XII	4,569	1,701	17,629	23,899	-	481	4,826	5,307	564	4,105	44,293	48,962	-	-	-	-	-	5,133	6,287	66,748	78,168
Region XIII	4,162	947	16,290	21,399	97	1,181	4,786	6,064	978	3,647	30,949	35,574	-	-	-	-	-	5,237	5,775	52,025	63,037
<b>TAA</b>	<b>-</b>	<b>-</b>	<b>1,180,057</b>	<b>1,180,057</b>	<b>-</b>	<b>-</b>	<b>-</b>	<b>-</b>	<b>-</b>	<b>-</b>	<b>-</b>	<b>-</b>	<b>-</b>	<b>-</b>	<b>-</b>	<b>-</b>	<b>-</b>	<b>-</b>	<b>-</b>	<b>1,180,057</b>	<b>1,180,057</b>
Central Office	-	-	1,180,057	1,180,057	-	-	-	-	-	-	-	-	-	-	-	-	-	-	-	1,180,057	1,180,057
RCR	-	-	-	-	-	-	-	-	-	-	-	-	-	-	-	-	-	-	-	-	-
RCAR	-	-	-	-	-	-	-	-	-	-	-	-	-	-	-	-	-	-	-	-	-
Region I	-	-	-	-	-	-	-	-	-	-	-	-	-	-	-	-	-	-	-	-	-
Region II	-	-	-	-	-	-	-	-	-	-	-	-	-	-	-	-	-	-	-	-	-
Region III	-	-	-	-	-	-	-	-	-	-	-	-	-	-	-	-	-	-	-	-	-
Region IV-A	-	-	-	-	-	-	-	-	-	-	-	-	-	-	-	-	-	-	-	-	-
Region IV-B	-	-	-	-	-	-	-	-	-	-	-	-	-	-	-	-	-	-	-	-	-
Region V	-	-	-	-	-	-	-	-	-	-	-	-	-	-	-	-	-	-	-	-	-
Region VI	-	-	-	-	-	-	-	-	-	-	-	-	-	-	-	-	-	-	-	-	-
Region IV-A	-	-	-	-	-	-	-	-	-	-	-	-	-	-	-	-	-	-	-	-	-
Region IX	-	-	-	-	-	-	-	-	-	-	-	-	-	-	-	-	-	-	-	-	-
Region X	-	-	-	-	-	-	-	-	-	-	-	-	-	-	-	-	-	-	-	-	-
Region XI	-	-	-	-	-	-	-	-	-	-	-	-	-	-	-	-	-	-	-	-	-
Region XII	-	-	-	-	-	-	-	-	-	-	-	-	-	-	-	-	-	-	-	-	-
Region XIII	-	-	-	-	-	-	-	-	-	-	-	-	-	-	-	-	-	-	-	-	-

**CONSOLIDATED SUMMARY REPORT OF DISBURSEMENTS**  
**For the Quarter Ending March 31, 2013**  
*(in thousand pesos)*

Annex "D"

Department/Agency : Department of Public Works and Highways  
 Fund : ALL FUNDS

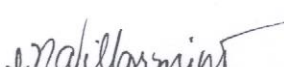
PARTICULARS (1)	CURRENT YEAR BUDGET (2)				PRIOR YEAR'S BUDGET (3)				PRIOR YEARS' OBLIGATIONS (4)				TRUST LIABILITIES (5)				OTHERS (6)	TOTAL (7)				REMARKS (8)
	PS	MOOE	CO	TOTAL	PS	MOOE	CO	TOTAL	PS	MOOE	CO	TOTAL	PS	MOOE	CO	TOTAL		PS	MOOE	CO	TOTAL	
TOTAL - CO/R O s	1,355,266	944,055	17,742,579	20,041,900	85,013	608,032	6,009,926	6,702,971	66,339	719,899	10,327,885	11,114,123	17,128	5,659	490	23,277	-	1,523,746	2,277,645	34,159,786	37,961,177	
Central Office	201,480	4,094	1,588,284	1,793,858	63,777	53,709	1,867,374	1,984,860	7,755	24,798	883,162	915,715	22	405	-	427	-	273,034	83,006	4,338,820	4,695,309	
VCR	70,470	63,361	1,201,616	1,335,447	2,016	27,500	331,101	360,617	805	77,332	931,907	1,010,044	-	-	-	-	-	73,291	168,193	2,479,515	2,720,999	
CAR	56,611	34,012	614,594	705,217	-	26,365	64,179	90,544	960	66,588	670,074	737,622	-	-	-	-	-	57,571	126,965	1,348,847	1,540,915	
Region I	56,234	113,261	887,017	1,056,512	-	40,662	333,943	374,605	-	5,590	129,020	134,610	-	-	-	-	-	56,234	159,513	1,349,980	1,565,727	
Region II	68,712	35,818	474,765	579,295	18	30,230	343,064	373,312	5,345	13,518	348,585	367,448	-	-	-	-	-	74,075	79,566	1,166,414	1,320,055	
Region III	101,175	32,104	648,286	781,565	798	61,388	756,203	818,389	6,576	66,835	1,113,926	1,187,337	-	-	-	-	-	108,549	160,327	2,519,617	2,788,493	
Region A	92,250	79,945	1,687,819	1,860,014	-	47,777	289,405	337,182	-	38,657	812,448	851,105	188	279	-	467	-	92,438	166,658	2,789,672	3,052,706	
Region B	67,753	40,003	511,951	619,707	2,936	8,973	70,576	82,485	2,714	66,504	707,980	777,198	-	-	-	-	-	73,403	115,480	1,290,507	1,479,390	
Region V	93,537	62,864	1,530,374	1,686,775	99	89,016	706,194	795,309	1,356	64,112	359,457	424,925	-	54	-	54	-	94,992	216,046	2,602,301	2,913,339	
Region VI	81,077	34,177	1,123,401	1,238,655	1,461	72,802	290,689	364,952	3,732	52,051	929,070	984,853	2,652	794	-	3,446	-	88,922	159,824	2,371,530	2,620,276	
Region VII	89,394	55,830	1,432,393	1,577,617	1,496	9,529	80,353	91,378	9,890	38,020	604,084	651,994	5,667	820	-	6,487	-	106,447	104,199	2,118,963	2,329,609	
Region VIII	82,357	155,260	1,418,362	1,655,979	136	39,959	171,042	211,137	9,584	39,497	473,743	522,824	3,335	502	-	3,837	-	95,412	235,218	2,072,455	2,403,085	
Region IX	34,236	-	1,268,075	1,302,311	-	-	9,369	9,369	-	-	25,723	25,723	-	-	-	-	-	34,236	-	1,303,167	1,337,403	
Region X	77,001	61,010	1,086,344	1,224,355	296	20,685	368,262	389,243	2,006	44,916	865,562	912,484	3,487	124	-	3,611	-	82,790	126,735	2,320,257	2,529,782	
Region XI	59,095	97,365	1,372,762	1,529,222	9,302	24,881	116,924	151,107	1,294	10,243	438,600	450,137	-	1,850	-	1,850	-	69,691	134,339	1,933,004	2,137,034	
Region XII	62,113	36,205	524,269	622,587	52	23,879	92,206	116,137	11,093	83,984	736,597	831,674	1,777	831	490	3,098	-	75,035	144,899	1,353,562	1,573,496	
Region XIII	61,771	38,746	372,267	472,784	2,626	30,677	119,042	152,345	3,229	27,254	297,947	328,430	-	-	-	-	-	67,626	96,677	789,256	953,559	
<b>TOTAL-1ST QUARTER</b>	<b>1,355,266</b>	<b>944,055</b>	<b>17,742,579</b>	<b>20,041,900</b>	<b>85,013</b>	<b>608,032</b>	<b>6,009,926</b>	<b>6,702,971</b>	<b>66,339</b>	<b>719,899</b>	<b>10,327,885</b>	<b>11,114,123</b>	<b>17,128</b>	<b>5,659</b>	<b>490</b>	<b>23,277</b>	<b>-</b>	<b>1,523,746</b>	<b>2,277,645</b>	<b>34,147,867</b>	<b>37,961,177</b>	

Prepared by:

  
**FARHAN K. KARIM**  
 Accountant II


Date:

Checked by:

  
**TERESITA S. DE VERA**  
 Department Chief Accountant

Date:

Submitted by:

  
**ARISTEDO O. REYES**  
 Director III, CFMS

Date:

CONSOLIDATED SUMMARY REPORT OF DISBURSEMENTS

For the Quarter Ending June 30, 2013

(in thousand pesos)

Annex "D"

Department/Agency : Department of Public Works and Highways  
Fund : ALL FUNDS

PARTICULARS (1)	CURRENT YEAR BUDGET (2)				PRIOR YEAR'S BUDGET (3)				PRIOR YEARS' OBLIGATIONS (4)				TRUST LIABILITIES (5)				OTHERS (6)	TOTAL (7)				REMARKS (8)
	PS	MOOE	CO	TOTAL	PS	MOOE	CO	TOTAL	PS	MOOE	CO	TOTAL	PS	MOOE	CO	TOTAL		PS	MOOE	CO	TOTAL	
<b>2ND QUARTER-NCA</b>	<b>1,466,168</b>	<b>1,913,044</b>	<b>21,084,634</b>	<b>24,463,846</b>	<b>109,699</b>	<b>1,246,122</b>	<b>5,877,454</b>	<b>7,233,275</b>	<b>11,405</b>	<b>835,023</b>	<b>7,546,032</b>	<b>8,392,460</b>	<b>12,872</b>	<b>3,285</b>	<b>78,803</b>	<b>94,960</b>	-	<b>1,600,144</b>	<b>3,997,474</b>	<b>34,586,923</b>	<b>40,184,541</b>	
MDS Checks Issued	1,466,168	1,913,044	21,084,634	24,463,846	109,699	1,246,122	5,877,454	7,233,275	11,405	835,023	7,546,032	8,392,460	12,872	3,285	78,803	94,960	-	1,600,144	3,997,474	34,586,923	40,184,541	
Central Office	225,819	87,895	495,750	809,464	108,638	82,342	769,799	960,779	93	82,233	603,383	685,709	-	-	-	-	-	334,550	252,470	1,868,932	2,455,952	
NCR	76,085	216,535	1,539,805	1,832,425	-	181,692	488,108	669,800	25	221,984	834,956	1,056,965	-	-	17,574	17,574	-	76,110	620,211	2,880,443	3,576,764	
CAR	75,827	125,299	608,963	810,089	-	39,085	60,267	99,352	610	26,053	330,673	357,336	-	-	4,773	4,773	-	76,437	190,437	1,004,676	1,271,550	
Region I	79,085	128,475	1,008,374	1,215,934	-	34,115	265,646	299,761	1,300	6,398	222,058	229,756	-	-	192	192	-	80,385	168,988	1,496,270	1,745,643	
Region II	75,379	68,120	1,006,693	1,150,192	-	27,983	380,848	408,831	11	14,918	371,440	386,369	-	-	-	-	-	75,390	111,021	1,758,981	1,945,392	
Region III	103,474	116,661	1,237,020	1,457,155	-	136,505	652,181	788,686	5,950	49,975	854,362	910,287	-	-	377	377	-	109,424	303,141	2,743,940	3,156,505	
Region IV-A	79,395	316,521	2,658,237	3,054,153	-	256,518	511,250	767,768	-	32,064	351,143	383,207	112	32	4,041	4,185	-	79,507	605,135	3,524,671	4,209,313	
Region IV-B	71,025	120,669	946,848	1,138,542	-	10,364	124,182	134,546	-	18,775	392,937	411,712	-	-	-	-	-	71,025	149,808	1,463,967	1,684,800	
Region V	100,190	85,517	1,044,081	1,229,788	-	111,604	785,765	897,369	-	34,880	438,043	472,923	-	-	1,580	1,580	-	100,190	232,001	2,269,469	2,601,660	
Region VI	90,198	129,339	1,564,958	1,784,495	-	100,045	406,381	506,426	337	58,560	602,261	661,158	655	61	14,335	15,051	-	91,190	288,005	2,587,935	2,967,130	
Region VII	81,384	108,144	1,350,813	1,540,341	80	19,362	172,154	191,596	57	28,885	404,856	433,798	4,539	474	1,417	6,430	-	86,060	156,865	1,929,240	2,172,165	
Region VIII	86,320	88,666	1,346,445	1,521,431	-	69,243	226,356	295,599	89	148,397	254,247	402,733	6,237	2,490	13,086	21,813	-	92,646	308,796	1,840,134	2,241,576	
Region IX	36,584	-	1,818,486	1,855,070	-	-	5,536	5,536	-	-	15,134	15,134	-	-	-	-	-	36,584	-	1,839,156	1,875,740	
Region X	81,242	88,617	1,341,690	1,511,549	122	73,199	431,842	505,163	1,176	27,650	718,781	747,607	-	49	6,643	6,692	-	82,540	189,515	2,498,956	2,771,011	
Region XI	66,764	75,071	1,525,959	1,667,794	859	15,466	158,757	175,082	-	16,215	219,304	235,519	55	-	14,611	14,666	-	67,678	106,752	1,918,631	2,093,061	
Region XII	61,702	56,620	934,476	1,052,798	-	53,603	209,420	263,023	1,211	44,254	420,544	466,009	1,274	179	174	1,627	-	64,187	154,656	1,564,614	1,783,457	
Region XIII	75,695	100,895	656,036	832,626	-	34,996	228,962	263,958	546	23,782	511,910	536,238	-	-	-	-	-	76,241	159,673	1,396,908	1,632,822	
Advice to Debit Account	-	-	-	-	-	-	-	-	-	-	-	-	-	-	-	-	-	-	-	-	-	-
Central Office	-	-	-	-	-	-	-	-	-	-	-	-	-	-	-	-	-	-	-	-	-	-
NCR	-	-	-	-	-	-	-	-	-	-	-	-	-	-	-	-	-	-	-	-	-	-
CAR	-	-	-	-	-	-	-	-	-	-	-	-	-	-	-	-	-	-	-	-	-	-
Region I	-	-	-	-	-	-	-	-	-	-	-	-	-	-	-	-	-	-	-	-	-	-
Region II	-	-	-	-	-	-	-	-	-	-	-	-	-	-	-	-	-	-	-	-	-	-
Region III	-	-	-	-	-	-	-	-	-	-	-	-	-	-	-	-	-	-	-	-	-	-
Region IV-A	-	-	-	-	-	-	-	-	-	-	-	-	-	-	-	-	-	-	-	-	-	-
Region IV-B	-	-	-	-	-	-	-	-	-	-	-	-	-	-	-	-	-	-	-	-	-	-
Region V	-	-	-	-	-	-	-	-	-	-	-	-	-	-	-	-	-	-	-	-	-	-
Region VI	-	-	-	-	-	-	-	-	-	-	-	-	-	-	-	-	-	-	-	-	-	-
Region VII	-	-	-	-	-	-	-	-	-	-	-	-	-	-	-	-	-	-	-	-	-	-
Region VIII	-	-	-	-	-	-	-	-	-	-	-	-	-	-	-	-	-	-	-	-	-	-
Region IX	-	-	-	-	-	-	-	-	-	-	-	-	-	-	-	-	-	-	-	-	-	-
Region X	-	-	-	-	-	-	-	-	-	-	-	-	-	-	-	-	-	-	-	-	-	-
Region XI	-	-	-	-	-	-	-	-	-	-	-	-	-	-	-	-	-	-	-	-	-	-
Region XII	-	-	-	-	-	-	-	-	-	-	-	-	-	-	-	-	-	-	-	-	-	-
Region XIII	-	-	-	-	-	-	-	-	-	-	-	-	-	-	-	-	-	-	-	-	-	-

CONSOLIDATED SUMMARY REPORT OF DISBURSEMENTS  
For the Quarter Ending June 30, 2013  
(in thousand pesos)

Annex "D"

Department/Agency : **Department of Public Works and Highways**  
Fund : **ALL FUNDS**

PARTICULARS (1)	CURRENT YEAR BUDGET (2)				PRIOR YEAR'S BUDGET (3)				PRIOR YEARS' OBLIGATIONS (4)				TRUST LIABILITIES (5)				OTHERS (6)	TOTAL (7)				REMARKS
	PS	MOOE	CO	TOTAL	PS	MOOE	CO	TOTAL	PS	MOOE	CO	TOTAL	PS	MOOE	CO	TOTAL		PS	MOOE	CO	TOTAL	
TRA ISSUED	121,016	92,254	1,436,010	1,649,280	(4)	64,050	337,610	401,656	111	49,071	473,141	522,323	525	1,288	12,655	14,468	-	121,648	206,663	2,259,416	2,587,727	
Central Office	19,459	6,216	38,532	64,207	-	169	37,657	37,826	-	40	52,452	52,492	-	-	-	-	-	19,459	6,425	128,641	154,525	
NCR	6,329	8,797	116,879	132,005	-	9,588	31,586	41,174	81	9,625	50,723	60,429	-	-	-	-	-	6,410	28,010	199,188	233,608	
CAR	4,333	4,875	48,116	57,324	-	1,893	2,415	4,308	-	2,065	20,300	22,365	-	-	324	324	-	4,333	8,833	71,155	84,321	
Region I	5,623	3,631	66,142	75,396	-	805	13,434	14,239	-	312	12,237	12,549	-	-	-	-	-	5,623	4,748	91,813	102,184	
Region II	6,818	3,433	73,571	83,822	-	1,355	26,826	28,181	-	726	24,779	25,505	-	-	-	-	-	6,818	5,514	125,176	137,508	
Region III	8,811	5,290	98,166	112,267	-	8,709	52,839	61,548	-	3,714	53,986	57,700	-	-	-	-	-	8,811	17,713	204,991	231,515	
Region IV-A	7,169	21,135	187,847	216,151	(4)	17,171	35,258	52,425	-	1,705	23,685	25,390	-	-	302	302	-	7,165	40,011	247,092	294,268	
Region IV-B	5,197	3,418	65,052	73,667	-	738	10,316	11,054	-	2,199	34,422	36,621	-	-	-	-	-	5,197	6,355	109,790	121,342	
Region V	8,547	4,886	67,755	81,188	-	5,014	47,219	52,233	-	2,039	23,368	25,407	-	-	105	105	-	8,547	11,939	138,447	158,933	
Region VI	7,721	2,643	103,096	113,460	-	4,462	23,538	28,000	-	3,473	34,592	38,065	68	-	-	68	-	7,789	10,578	161,226	179,593	
Region VII	5,594	6,544	108,738	120,876	-	1,491	2,290	3,781	10	1,154	17,554	18,718	87	-	-	87	-	5,691	9,189	128,582	143,462	
Region VIII	7,627	8,362	90,953	106,942	-	3,757	14,455	18,212	16	14,172	10,612	24,800	369	466	3,528	4,363	-	8,012	26,757	119,548	154,317	
Region IX	5,365	-	69,625	74,990	-	-	426	426	-	-	909	909	-	-	-	-	-	5,365	-	70,960	76,325	
Region X	7,024	4,036	89,765	100,825	-	3,093	10,881	13,974	-	1,572	43,757	45,329	-	-	352	352	-	7,024	8,701	144,755	160,480	
Region XI	5,760	5,023	101,907	112,690	-	804	9,026	9,830	-	902	14,102	15,004	1	-	511	512	-	5,761	6,729	125,546	138,036	
Region XII	4,845	1,569	65,605	72,019	-	2,958	12,877	15,835	4	3,575	25,940	29,519	-	822	7,533	8,355	-	4,849	8,924	111,955	125,728	
Region XIII	4,794	2,396	44,261	51,451	-	2,043	6,567	8,610	-	1,798	29,723	31,521	-	-	-	-	-	4,794	6,237	80,551	91,582	
<b>CAA</b>	-	-	<b>833,741</b>	<b>833,741</b>	-	-	-	-	-	-	-	-	-	-	-	-	-	-	-	<b>833,741</b>	<b>833,741</b>	
Central Office	-	-	833,741	833,741	-	-	-	-	-	-	-	-	-	-	-	-	-	-	-	833,741	833,741	
NCR	-	-	-	-	-	-	-	-	-	-	-	-	-	-	-	-	-	-	-	-	-	
CAR	-	-	-	-	-	-	-	-	-	-	-	-	-	-	-	-	-	-	-	-	-	
Region I	-	-	-	-	-	-	-	-	-	-	-	-	-	-	-	-	-	-	-	-	-	
Region II	-	-	-	-	-	-	-	-	-	-	-	-	-	-	-	-	-	-	-	-	-	
Region III	-	-	-	-	-	-	-	-	-	-	-	-	-	-	-	-	-	-	-	-	-	
Region IV-A	-	-	-	-	-	-	-	-	-	-	-	-	-	-	-	-	-	-	-	-	-	
Region IV-B	-	-	-	-	-	-	-	-	-	-	-	-	-	-	-	-	-	-	-	-	-	
Region V	-	-	-	-	-	-	-	-	-	-	-	-	-	-	-	-	-	-	-	-	-	
Region VI	-	-	-	-	-	-	-	-	-	-	-	-	-	-	-	-	-	-	-	-	-	
Region VII	-	-	-	-	-	-	-	-	-	-	-	-	-	-	-	-	-	-	-	-	-	
Region VIII	-	-	-	-	-	-	-	-	-	-	-	-	-	-	-	-	-	-	-	-	-	
Region IX	-	-	-	-	-	-	-	-	-	-	-	-	-	-	-	-	-	-	-	-	-	
Region X	-	-	-	-	-	-	-	-	-	-	-	-	-	-	-	-	-	-	-	-	-	
Region XI	-	-	-	-	-	-	-	-	-	-	-	-	-	-	-	-	-	-	-	-	-	
Region XII	-	-	-	-	-	-	-	-	-	-	-	-	-	-	-	-	-	-	-	-	-	
Region XIII	-	-	-	-	-	-	-	-	-	-	-	-	-	-	-	-	-	-	-	-	-	

CONSOLIDATED SUMMARY REPORT OF DISBURSEMENTS

For the Quarter Ending June 30, 2013

(in thousand pesos)

Annex "D"

Department/Agency : Department of Public Works and Highways  
: ALL FUNDS

PARTICULARS (1)	CURRENT YEAR BUDGET (2)				PRIOR YEAR'S BUDGET (3)				PRIOR YEARS' OBLIGATIONS (4)				TRUST LIABILITIES (5)				OTHERS (6)	TOTAL (7)				REMARKS (8)
	PS	MOOE	CO	TOTAL	PS	MOOE	CO	TOTAL	PS	MOOE	CO	TOTAL	PS	MOOE	CO	TOTAL		PS	MOOE	CO	TOTAL	
	AL - CO/R O s	1,587,184	2,005,298	23,354,385	26,946,867	109,695	1,310,172	6,215,064	7,634,931	11,516	884,094	8,019,173	8,914,783	13,397	4,573	7,707		25,677	-	1,721,792	4,204,137	
Central Office	245,278	94,111	1,368,023	1,707,412	108,638	82,511	807,456	998,605	93	82,273	655,835	738,201	-	-	-	-	-	354,009	258,895	2,831,314	3,444,218	
	82,414	225,332	1,656,684	1,964,430	-	191,280	519,694	710,974	106	231,609	885,679	1,117,394	-	-	-	-	-	82,520	648,221	3,079,631	3,810,372	
	80,160	130,174	657,079	867,413	-	40,978	62,682	103,660	610	28,118	350,973	379,701	-	-	-	-	-	80,770	199,270	1,070,734	1,355,871	
on I	84,708	132,106	1,074,516	1,291,330	-	34,920	279,080	314,000	1,300	6,710	234,295	242,305	-	-	-	-	-	86,008	173,736	1,587,891	1,847,827	
on II	82,197	71,553	1,080,264	1,234,014	-	29,338	407,674	437,012	11	15,644	396,219	411,874	-	-	-	-	-	82,208	116,535	1,884,157	2,082,900	
on III	112,285	121,951	1,335,186	1,569,422	-	145,214	705,020	850,234	5,950	53,689	908,348	967,987	-	-	-	-	-	118,235	320,854	2,948,931	3,388,020	
-A	86,564	337,656	2,846,084	3,270,304	(4)	273,689	546,508	820,193	-	33,769	374,828	408,597	112	32	-	144	-	86,672	645,146	3,767,420	4,503,581	
-B	76,222	124,087	1,011,900	1,212,209	-	11,102	134,498	145,600	-	20,974	427,359	448,333	-	-	-	-	-	76,222	156,163	1,573,757	1,806,142	
on V	108,737	90,403	1,111,836	1,310,976	-	116,618	832,984	949,602	-	36,919	461,411	498,330	-	-	-	-	-	108,737	243,940	2,407,916	2,760,593	
on VI	97,919	131,982	1,668,054	1,897,955	-	104,507	429,919	534,426	337	62,033	636,853	699,223	723	61	-	784	-	98,979	298,583	2,749,161	3,146,723	
on VII	86,978	114,688	1,459,551	1,661,217	80	20,853	174,444	195,377	67	30,039	422,410	452,516	4,626	474	-	5,100	-	91,751	166,054	2,057,822	2,315,627	
on VIII	93,947	97,028	1,437,398	1,628,373	-	73,000	240,811	313,811	105	162,569	264,859	427,533	6,606	2,956	-	9,562	-	100,658	335,553	1,959,682	2,395,893	
on IX	41,949	-	1,888,111	1,930,060	-	-	5,962	5,962	-	-	16,043	16,043	-	-	-	-	-	41,949	-	1,910,116	1,952,065	
on X	88,266	92,653	1,431,455	1,612,374	122	76,292	442,723	519,137	1,176	29,222	762,538	792,936	-	49	-	49	-	89,564	198,216	2,643,711	2,931,491	
on XI	72,524	80,094	1,627,866	1,780,484	859	16,270	167,783	184,912	-	17,117	233,406	250,523	56	-	-	56	-	73,439	113,481	2,044,177	2,231,097	
on XII	66,547	58,189	1,000,081	1,124,817	-	56,561	222,297	278,858	1,215	47,829	446,484	495,528	1,274	1,001	7,707	9,982	-	69,036	163,580	1,676,569	1,909,185	
on XIII	80,489	103,291	700,297	884,077	-	37,039	235,529	272,568	546	25,580	541,633	567,759	-	-	-	-	-	81,035	165,910	1,477,459	1,724,404	
TOTAL-2ND QUARTER	1,587,184	2,005,298	23,354,385	26,946,867	109,695	1,310,172	6,215,064	7,634,931	11,516	884,094	8,019,173	8,914,783	13,397	4,573	7,707	25,677	-	1,721,792	4,204,137	37,670,448	43,606,009	

Prepared by:

FARHAK. KARIM

Accountant II

Date:

Checked by:

TERESITA S. DE VERA

Department Chief Accountant

Date:

Submitted by:

ARISTEO O. REYES

Director III, CFMS

Date:



Republic of the Philippines  
DEPARTMENT OF PUBLIC WORKS AND HIGHWAYS  
**OFFICE OF THE SECRETARY**  
Manila

January 16, 2014

**HON. FLORENCIO B. ABAD**

Secretary  
Department of Budget and Management  
Malacañang, Manila

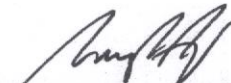
**Attention: Director Ma. Soledad G. Doloiras**  
Budget and Management Bureau "A"

Sir:

In compliance with the provision of 4.5.3 National Budget Circular No. 528 dated January 03, 2011, we are submitting the Consolidated Report of Disbursements (BAR No. 5) for All Funds for the month of December 2013.

Please acknowledge receipt hereof.

Very truly yours,

  
**ROGELIO L. SINGSON**  
Secretary

Department of Public Works and Highways  
Office of the Secretary



WIN4002535



**CONSOLIDATED REPORT OF DISBURSEMENTS**  
**For the month of December 2013**  
*(in thousand pesos)*

Department/Agency : **Department of Public Works and Highways**  
Fund : **ALL FUNDS**

PARTICULARS	CURRENT YEAR BUDGET				PRIOR YEAR'S BUDGET				PRIOR YEARS' OBLIGATIONS				TRUST LIABILITIES			OTHERS	TOTAL				
	PS	MOOE	CO	TOTAL	PS	MOOE	CO	TOTAL	PS	MOOE	CO	TOTAL	PS	MOOE	CO		TOTAL	PS	MOOE	CO	TOTAL
(1)	(2)				(3)				(4)				(5)			(6)	(7)				
<b>NOTICE OF CASH ALLOCATION</b>	<b>920,934</b>	<b>1,534,563</b>	<b>10,343,820</b>	<b>12,799,317</b>	<b>14,425</b>	<b>263,501</b>	<b>1,609,151</b>	<b>1,887,077</b>	<b>1,688</b>	<b>50,206</b>	<b>1,793,704</b>	<b>1,845,598</b>	<b>3,810</b>	<b>3,310</b>	<b>245,326</b>	<b>252,446</b>	<b>-</b>	<b>940,857</b>	<b>1,851,580</b>	<b>13,992,001</b>	<b>16,784,438</b>
<b>MDS Checks Issued</b>	<b>920,934</b>	<b>1,534,563</b>	<b>10,343,820</b>	<b>12,799,317</b>	<b>14,425</b>	<b>263,501</b>	<b>1,609,151</b>	<b>1,887,077</b>	<b>1,688</b>	<b>50,206</b>	<b>1,793,704</b>	<b>1,845,598</b>	<b>3,810</b>	<b>3,310</b>	<b>245,326</b>	<b>252,446</b>	<b>-</b>	<b>940,857</b>	<b>1,851,580</b>	<b>13,992,001</b>	<b>16,784,438</b>
Central Office	350,107	79,959	407,375	837,441	14,425	35,980	144,662	195,067	-	-	298,090	298,090	-	-	142,450	142,450	-	364,532	115,939	992,577	1,473,048
NCR	28,044	137,480	1,114,561	1,280,085	-	64,171	80,271	144,442	-	12,782	127,850	140,632	-	-	64,134	64,134	-	28,044	214,433	1,386,816	1,629,293
CAR	35,221	86,558	561,162	682,941	-	10,517	23,317	33,834	-	311	7,740	8,051	-	-	98	98	-	35,221	97,386	592,317	724,924
Region I	36,908	94,728	360,109	491,745	-	906	64,752	65,658	-	-	47,258	47,258	-	-	-	-	-	36,908	95,634	472,119	604,661
Region II	39,430	58,406	259,915	357,751	-	3,565	75,264	78,829	-	634	55,586	56,220	-	-	-	-	-	39,430	62,605	390,765	492,800
Region III	47,908	122,076	606,863	776,847	-	49,663	250,803	300,466	-	2,692	117,340	120,032	-	-	7,487	7,487	-	47,908	174,431	982,493	1,204,832
Region IV-A	40,055	148,628	679,090	867,773	-	22,667	110,556	133,223	-	634	119,969	120,603	-	28	8,957	8,985	-	40,055	171,957	918,572	1,130,584
Region IV-B	34,473	71,282	414,533	520,288	-	3,313	29,707	33,020	-	2,981	116,593	119,574	-	-	-	-	-	34,473	77,576	560,833	672,882
Region V	58,667	152,769	1,480,131	1,691,567	-	8,481	119,721	128,202	-	994	151,233	152,227	-	-	10,988	10,988	-	58,667	162,244	1,762,073	1,982,984
Region VI	41,360	126,509	604,518	772,387	-	28,897	165,015	193,912	42	187	156,751	156,980	369	216	1,763	2,348	-	41,771	155,809	928,047	1,125,627
Region VII	34,617	101,871	602,357	738,845	-	1,053	63,994	65,047	-	-	123,764	123,764	-	-	3,689	3,689	-	34,617	102,924	793,804	931,345
Region VIII	35,265	102,947	408,990	547,202	-	7,292	41,809	49,101	-	40	29,359	29,399	2,653	2,963	2,798	8,414	-	37,918	113,242	482,956	634,116
Region IX	12,696	-	822,680	835,376	-	-	2,496	2,496	-	-	2,735	2,735	-	-	-	-	-	12,696	-	827,911	840,607
Region X	40,688	64,209	420,075	524,972	-	1,820	125,056	126,876	436	9,635	280,896	290,967	-	-	-	-	-	41,124	75,664	826,027	942,815
Region XI	36,584	70,228	730,714	837,526	-	3,103	29,287	32,390	-	-	-	-	-	-	-	-	-	36,584	73,331	760,001	869,916
Region XII	18,359	60,119	486,346	564,824	-	10,544	214,401	224,945	1,101	2,436	104,626	108,163	788	103	2,962	3,853	-	20,248	73,202	808,335	901,785
Region XIII	30,552	56,794	384,401	471,747	-	11,529	68,040	79,569	109	16,880	53,914	70,903	-	-	-	-	-	30,661	85,203	506,355	622,219
<b>Advice to Debit Account</b>	<b>-</b>	<b>-</b>	<b>-</b>	<b>-</b>	<b>-</b>	<b>-</b>	<b>-</b>	<b>-</b>	<b>-</b>	<b>-</b>	<b>-</b>	<b>-</b>	<b>-</b>	<b>-</b>	<b>-</b>	<b>-</b>	<b>-</b>	<b>-</b>	<b>-</b>	<b>-</b>	<b>-</b>
Central Office	-	-	-	-	-	-	-	-	-	-	-	-	-	-	-	-	-	-	-	-	-
NCR	-	-	-	-	-	-	-	-	-	-	-	-	-	-	-	-	-	-	-	-	-
CAR	-	-	-	-	-	-	-	-	-	-	-	-	-	-	-	-	-	-	-	-	-
Region I	-	-	-	-	-	-	-	-	-	-	-	-	-	-	-	-	-	-	-	-	-
Region II	-	-	-	-	-	-	-	-	-	-	-	-	-	-	-	-	-	-	-	-	-
Region III	-	-	-	-	-	-	-	-	-	-	-	-	-	-	-	-	-	-	-	-	-
Region IV-A	-	-	-	-	-	-	-	-	-	-	-	-	-	-	-	-	-	-	-	-	-
Region IV-B	-	-	-	-	-	-	-	-	-	-	-	-	-	-	-	-	-	-	-	-	-
Region V	-	-	-	-	-	-	-	-	-	-	-	-	-	-	-	-	-	-	-	-	-
Region VI	-	-	-	-	-	-	-	-	-	-	-	-	-	-	-	-	-	-	-	-	-
Region VII	-	-	-	-	-	-	-	-	-	-	-	-	-	-	-	-	-	-	-	-	-
Region VIII	-	-	-	-	-	-	-	-	-	-	-	-	-	-	-	-	-	-	-	-	-
Region IX	-	-	-	-	-	-	-	-	-	-	-	-	-	-	-	-	-	-	-	-	-
Region X	-	-	-	-	-	-	-	-	-	-	-	-	-	-	-	-	-	-	-	-	-
Region XI	-	-	-	-	-	-	-	-	-	-	-	-	-	-	-	-	-	-	-	-	-
Region XII	-	-	-	-	-	-	-	-	-	-	-	-	-	-	-	-	-	-	-	-	-
Region XIII	-	-	-	-	-	-	-	-	-	-	-	-	-	-	-	-	-	-	-	-	-

CONSOLIDATED REPORT OF DISBURSEMENTS

For the month of December 2013

(in thousand pesos)

Annex "A"

Department/Agency : Department of Public Works and Highways  
Fund : ALL FUNDS

PARTICULARS (1)	CURRENT YEAR BUDGET (2)				PRIOR YEAR'S BUDGET (3)				PRIOR YEARS' OBLIGATIONS (4)				TRUST LIABILITIES (5)				OTHERS (6)	TOTAL (7)				REMARKS
	PS	MOOE	CO	TOTAL	PS	MOOE	CO	TOTAL	PS	MOOE	CO	TOTAL	PS	MOOE	CO	TOTAL		PS	MOOE	CO	TOTAL	
TRA ISSUED	46,725	63,649	596,186	706,560	-	16,668	115,015	131,683	12	3,908	91,313	95,233	74	607	10,956	11,637	-	46,811	84,832	813,470	945,113	
Central Office	-	202	16,016	16,218	-	1,579	11,400	12,979	-	-	13,243	13,243	-	-	-	-	-	-	1,781	40,659	42,440	
NCR	2,115	9,606	62,038	73,759	-	4,171	7,511	11,682	-	1,317	6,650	7,967	-	-	2,121	2,121	-	2,115	15,094	78,320	95,529	
CAR	1,014	2,077	33,980	37,071	-	253	1,748	2,001	-	23	537	560	-	-	-	-	-	1,014	2,353	36,265	39,632	
Region I	2,581	3,205	21,131	26,917	-	54	4,325	4,379	-	-	2,361	2,361	-	-	-	-	-	2,581	3,259	27,817	33,657	
Region II	3,522	3,551	16,920	23,993	-	504	4,435	4,939	-	-	3,614	3,614	-	-	-	-	-	3,522	4,055	24,969	32,546	
Region III	2,093	7,496	38,688	48,277	-	2,971	18,849	21,820	-	719	7,797	8,516	-	-	-	-	-	2,093	11,186	65,334	78,613	
Region IV-A	2,519	7,569	43,629	53,717	-	1,831	8,777	10,608	-	145	8,382	8,527	-	-	596	596	-	2,519	9,545	61,384	73,448	
Region IV-B	2,077	2,131	19,825	24,033	-	81	1,898	1,979	-	475	8,025	8,500	-	-	-	-	-	2,077	2,687	29,748	34,512	
Region V	5,862	7,085	91,026	103,973	-	3,056	19,166	22,222	-	11	9,790	9,801	-	-	84	84	-	5,862	10,152	120,066	136,080	
Region VI	3,003	4,426	30,988	38,417	-	421	4,690	5,111	-	(14)	9,018	9,004	83	3	-	36	-	3,036	4,836	44,696	52,568	
Region VII	2,340	2,966	29,734	35,040	-	3	7,486	7,489	-	-	2,453	2,453	-	-	247	247	-	2,340	2,969	39,920	45,229	
Region VIII	3,576	5,087	21,278	29,941	-	673	2,295	2,968	-	-	1,514	1,514	41	604	5,931	6,576	-	3,617	6,364	31,018	40,999	
Region IX	1,905	-	50,320	52,225	-	-	311	311	-	-	682	682	-	-	-	-	-	1,905	-	51,313	53,218	
Region X	4,637	1,157	22,482	28,276	-	4	2,465	2,469	-	14	3,457	3,471	-	-	-	-	-	4,637	1,175	28,404	34,216	
Region XI	3,472	2,407	38,582	44,461	-	181	2,099	2,280	-	-	2,941	2,941	-	-	1,977	1,977	-	3,472	2,588	45,599	51,659	
Region XII	3,898	2,433	35,545	41,876	-	701	14,372	15,073	12	38	5,329	5,379	-	-	-	-	-	3,910	3,172	55,246	62,328	
Region XIII	2,111	2,251	24,004	28,366	-	185	3,188	3,373	-	1,180	5,520	6,700	-	-	-	-	-	2,111	3,616	32,712	38,439	
NCAA	-	-	314,050	314,050	-	-	-	-	-	-	-	-	-	-	-	-	-	-	-	314,050	314,050	
Central Office	-	-	314,050	314,050	-	-	-	-	-	-	-	-	-	-	-	-	-	-	-	314,050	314,050	
NCR	-	-	-	-	-	-	-	-	-	-	-	-	-	-	-	-	-	-	-	-	-	
CAR	-	-	-	-	-	-	-	-	-	-	-	-	-	-	-	-	-	-	-	-	-	
Region I	-	-	-	-	-	-	-	-	-	-	-	-	-	-	-	-	-	-	-	-	-	
Region II	-	-	-	-	-	-	-	-	-	-	-	-	-	-	-	-	-	-	-	-	-	
Region III	-	-	-	-	-	-	-	-	-	-	-	-	-	-	-	-	-	-	-	-	-	
Region IV-A	-	-	-	-	-	-	-	-	-	-	-	-	-	-	-	-	-	-	-	-	-	
Region IV-B	-	-	-	-	-	-	-	-	-	-	-	-	-	-	-	-	-	-	-	-	-	
Region V	-	-	-	-	-	-	-	-	-	-	-	-	-	-	-	-	-	-	-	-	-	
Region VI	-	-	-	-	-	-	-	-	-	-	-	-	-	-	-	-	-	-	-	-	-	
Region VII	-	-	-	-	-	-	-	-	-	-	-	-	-	-	-	-	-	-	-	-	-	
Region VIII	-	-	-	-	-	-	-	-	-	-	-	-	-	-	-	-	-	-	-	-	-	
Region IX	-	-	-	-	-	-	-	-	-	-	-	-	-	-	-	-	-	-	-	-	-	
Region X	-	-	-	-	-	-	-	-	-	-	-	-	-	-	-	-	-	-	-	-	-	
Region XI	-	-	-	-	-	-	-	-	-	-	-	-	-	-	-	-	-	-	-	-	-	
Region XII	-	-	-	-	-	-	-	-	-	-	-	-	-	-	-	-	-	-	-	-	-	
Region XIII	-	-	-	-	-	-	-	-	-	-	-	-	-	-	-	-	-	-	-	-	-	


**CONSOLIDATED REPORT OF DISBURSEMENTS**  
**For the month of December 2013**  
*(in thousand pesos)*

Annex "A"


Department/Agency : **Department of Public Works and Highways**  
Fund : **ALL FUNDS**

PARTICULARS (1)	CURRENT YEAR BUDGET (2)				PRIOR YEAR'S BUDGET (3)				PRIOR YEARS' OBLIGATIONS (4)				TRUST LIABILITIES (5)				OTHERS (6)	TOTAL (7)				REMARKS (8)
	PS	MOOE	CO	TOTAL	PS	MOOE	CO	TOTAL	PS	MOOE	CO	TOTAL	PS	MOOE	CO	TOTAL		PS	MOOE	CO	TOTAL	
TOTAL - CO/R O s	967,659	1,598,212	11,254,056	13,819,927	14,425	200,169	1,724,166	2,018,760	1,700	54,114	1,885,017	1,940,831	3,884	3,917	2,962	10,763	-	987,668	1,936,412	15,119,521	18,043,601	
Central Office	350,107	80,161	737,441	1,167,709	14,425	37,559	156,062	208,046	-	-	311,333	311,333	-	-	-	-	-	364,532	117,720	1,204,836	1,829,538	
NCR	30,159	147,086	1,176,599	1,353,844	-	68,342	87,782	156,124	-	14,099	134,500	148,599	-	-	-	-	-	30,159	229,527	1,465,136	1,724,822	
CAR	36,235	88,635	595,142	720,012	-	10,770	25,065	35,835	-	334	8,277	8,611	-	-	-	-	-	36,235	99,739	628,484	764,556	
Region I	39,489	97,933	381,240	518,662	-	960	69,077	70,037	-	-	49,619	49,619	-	-	-	-	-	39,489	98,893	499,936	638,318	
Region II	42,952	61,957	276,835	381,744	-	4,069	79,699	83,768	-	634	59,200	59,834	-	-	-	-	-	42,952	66,660	415,734	525,346	
Region III	50,001	129,572	645,551	825,124	-	52,634	269,652	322,286	-	3,411	125,137	128,548	-	-	-	-	-	50,001	185,617	1,047,827	1,283,445	
Region IV-A	42,574	156,197	722,719	921,490	-	24,498	119,333	143,831	-	779	128,351	129,130	-	28	-	28	-	42,574	181,502	970,403	1,204,032	
Region IV-B	36,550	73,413	434,358	544,321	-	3,394	31,605	34,999	-	3,456	124,618	128,074	-	-	-	-	-	36,550	80,263	590,581	707,394	
Region V	64,529	159,854	1,571,157	1,795,540	-	11,537	138,887	150,424	-	1,005	161,023	162,028	-	-	-	-	-	64,529	172,396	1,882,139	2,119,064	
Region VI	44,363	130,935	635,506	810,804	-	29,318	169,705	199,023	42	173	165,769	165,984	402	219	-	621	-	44,807	160,645	972,743	1,178,195	
Region VII	36,957	104,837	632,091	773,885	-	1,056	71,480	72,536	-	-	126,217	126,217	-	-	-	-	-	36,957	105,893	833,724	976,574	
Region VIII	38,841	108,034	430,268	577,143	-	7,965	44,104	52,069	-	40	30,873	30,913	2,694	3,567	-	6,261	-	41,535	119,606	513,974	675,115	
Region IX	14,601	-	873,000	887,601	-	-	2,807	2,807	-	-	3,417	3,417	-	-	-	-	-	14,601	-	879,224	893,825	
Region X	45,325	65,366	442,557	553,248	-	1,824	127,521	129,345	436	9,649	284,353	294,438	-	-	-	-	-	45,761	76,839	854,431	977,031	
Region XI	40,056	72,635	769,296	881,987	-	3,284	31,386	34,670	-	-	2,941	2,941	-	-	-	-	-	40,056	75,919	805,600	921,575	
Region XII	22,257	62,552	521,891	606,700	-	11,245	228,773	240,018	1,113	2,474	109,955	113,542	788	103	2,962	3,853	-	24,158	76,374	863,581	964,113	
Region XIII	32,663	59,045	408,405	500,113	-	11,714	71,228	82,942	109	18,060	59,434	77,603	-	-	-	-	-	32,772	88,819	539,067	660,658	
<b>TOTAL</b>	<b>967,659</b>	<b>1,598,212</b>	<b>11,254,056</b>	<b>13,819,927</b>	<b>14,425</b>	<b>280,169</b>	<b>1,724,166</b>	<b>2,018,760</b>	<b>1,700</b>	<b>54,114</b>	<b>1,885,017</b>	<b>1,940,831</b>	<b>3,884</b>	<b>3,917</b>	<b>2,962</b>	<b>10,763</b>	<b>-</b>	<b>987,668</b>	<b>1,936,412</b>	<b>14,967,420</b>	<b>18,043,601</b>	


Prepared by:

  
**FARHA K. KARIM**  
Accountant II  
Date: 01/16/14

Checked by:

  
**CIPRIANO M. PUMANES**  
OIC, Department Chief Accountant  
Date: \_\_\_\_\_

Submitted by:

  
**ARISTEO O. REYES**  
Director III, CFMS  
Date: \_\_\_\_\_



REPUBLIC OF THE PHILIPPINES  
DEPARTMENT OF BUDGET AND MANAGEMENT  
MALACAÑANG, MANILA

**ACKNOWLEDGEMENT RECEIPT**

The **Department of Budget and Management** hereby acknowledges the receipt of your letter/request which has been uploaded to the DBM-Document Management System and routed to the appropriate office/s with the following information:

Document Title: DPWH- SUBMISSION THE CONSOLIDATED REPORT OF DISBURSEMENTS (BAR NO. 5) FOR ALL FUNDS FOR THE MONTH OF DEC. 2013

Document Reference No: 2014-BA-001482

Date and Time Uploaded: Friday, January 17, 2014 2:51:39 PM

Uploaded By: RECEIVING 2

Routed To: BMB-A Elsa Abundo

CC:


Total no of pages received: 1 copy and 5 pages

Sender: DPWH


The determination of the completeness of the documentary requirements submitted, if any, is subject to the evaluation of the technical person in charge.

This receipt is system generated and does not require signature.

Received by:



Department of Budget and Management  
**DOCUMENT  
MANAGEMENT  
SYSTEM**



Republic of the Philippines  
DEPARTMENT OF PUBLIC WORKS AND HIGHWAYS  
**OFFICE OF THE SECRETARY**  
Manila

December 20, 2013

**HON. FLORENCIO B. ABAD**

Secretary

Department of Budget and Management  
Malacañang, Manila

**Attention: Director Ma. Soledad G. Doloiras**  
Budget and Management Bureau "A"

Sir:

In compliance with the provision of 4.5.3 National Budget Circular No. 528 dated January 03, 2011, we are submitting the Consolidated Report of Disbursements (BAR No. 5) for All Funds for the month of November 2013.

Please acknowledge receipt hereof.

Very truly yours,

**ROGELIO L. SINGSON**

CONSOLIDATED REPORT OF DISBURSEMENTS  
For the month of November 2013  
(in thousand pesos)

Annex "A"

Department/Agency : Department of Public Works and Highways  
Fund : ALL FUNDS

PARTICULARS	CURRENT YEAR BUDGET				PRIOR YEAR'S BUDGET				PRIOR YEARS' OBLIGATIONS			TRUST LIABILITIES			OTHERS	TOTAL				REMARKS		
	PS	MOOE	CO	TOTAL	PS	MOOE	CO	TOTAL	PS	MOOE	CO	TOTAL	PS	MOOE		CO	TOTAL	PS	MOOE		CO	TOTAL
(1)	(2)				(3)				(4)			(5)			(6)	(7)				(8)		
OFFICE OF CASH ALLOCATION	569,322	1,003,558	7,928,106	9,500,986	3,968	316,980	1,378,796	1,699,744	1,292	44,306	993,169	1,038,767	1,212	63	63,230	64,505	-	575,794	1,364,907	10,363,301	12,304,002	
MDS Checks Issued	569,322	1,003,558	7,928,106	9,500,986	3,968	316,980	1,378,796	1,699,744	1,292	44,306	993,169	1,038,767	1,212	63	63,230	64,505	-	575,794	1,364,907	10,363,301	12,304,002	
Central Office	56,059	191,292	804,369	1,051,720	3,920	110,163	213,673	327,756	-	-	137,099	137,099	-	-	-	-	-	59,979	301,455	1,155,141	1,516,575	
NCR	30,886	93,536	685,908	810,330	-	38,808	120,010	158,818	-	6,289	46,569	52,858	-	-	1,557	1,557	-	30,886	138,633	854,044	1,023,563	
CAR	33,506	37,985	324,783	396,274	12	8,996	32,611	41,619	-	133	13,173	13,306	-	-	185	185	-	33,518	47,114	370,752	451,384	
Region I	32,743	22,717	352,593	408,053	-	1,191	38,443	39,634	-	-	26,043	26,043	-	-	-	-	-	32,743	23,908	417,079	473,730	
Region II	32,476	42,718	380,067	455,261	-	5,841	118,868	124,709	-	962	110,997	111,959	-	-	-	-	-	32,476	49,521	609,932	691,929	
Region III	46,488	96,378	879,810	1,022,676	10	67,573	117,708	185,291	806	27,169	88,868	116,843	440	-	4,389	4,829	-	47,744	191,120	1,090,775	1,329,639	
Region IV-A	39,888	65,982	569,349	675,219	-	7,158	127,358	134,516	-	1,679	31,542	33,221	-	3	1,025	1,028	-	39,888	74,822	729,274	843,984	
Region IV-B	26,708	55,052	200,160	281,920	-	51	5,936	5,987	-	2,170	13,962	16,132	-	-	-	-	-	26,708	57,273	220,058	304,039	
Region V	45,794	81,194	442,338	569,326	-	45,758	186,247	232,005	-	903	33,341	34,244	-	-	32,635	32,635	-	45,794	127,855	694,561	868,210	
Region VI	40,125	82,922	467,988	591,035	-	3,669	54,113	57,782	-	-	107,895	107,895	12	-	-	12	-	40,137	86,591	629,996	756,724	
Region VII	41,490	31,943	446,249	519,682	-	7,371	32,364	39,735	-	2,868	90,014	92,882	-	-	3,615	3,615	-	41,490	42,182	572,242	655,914	
Region VIII	15,091	30,181	105,634	150,906	-	-	90,544	90,544	-	-	60,362	60,362	-	-	-	-	-	15,091	30,181	256,540	301,812	
Region IX	12,696	-	778,385	791,081	-	-	2,361	2,361	-	-	2,588	2,588	-	-	-	-	-	12,696	-	783,334	796,030	
Region X	32,613	57,792	363,408	453,813	26	2,841	49,237	52,104	179	282	34,268	34,729	-	-	-	-	-	32,818	60,915	446,913	540,646	
Region XI	30,216	52,684	418,797	501,697	-	9,956	39,506	49,462	-	-	24,854	24,854	-	-	19,824	19,824	-	30,216	62,640	502,981	595,837	
Region XII	24,428	35,699	395,855	455,982	-	5,291	88,954	94,245	307	1,260	76,253	77,820	760	60	-	820	-	25,495	42,310	561,062	628,867	
Region XIII	28,115	25,483	312,413	366,011	-	2,313	60,863	63,176	-	591	95,341	95,932	-	-	-	-	-	28,115	28,387	468,617	525,119	
Advice to Debit Account	-	-	-	-	-	-	-	-	-	-	-	-	-	-	-	-	-	-	-	-	-	-
Central Office	-	-	-	-	-	-	-	-	-	-	-	-	-	-	-	-	-	-	-	-	-	-
NCR	-	-	-	-	-	-	-	-	-	-	-	-	-	-	-	-	-	-	-	-	-	-
CAR	-	-	-	-	-	-	-	-	-	-	-	-	-	-	-	-	-	-	-	-	-	-
Region I	-	-	-	-	-	-	-	-	-	-	-	-	-	-	-	-	-	-	-	-	-	-
Region II	-	-	-	-	-	-	-	-	-	-	-	-	-	-	-	-	-	-	-	-	-	-
Region III	-	-	-	-	-	-	-	-	-	-	-	-	-	-	-	-	-	-	-	-	-	-
Region IV-A	-	-	-	-	-	-	-	-	-	-	-	-	-	-	-	-	-	-	-	-	-	-
Region IV-B	-	-	-	-	-	-	-	-	-	-	-	-	-	-	-	-	-	-	-	-	-	-
Region V	-	-	-	-	-	-	-	-	-	-	-	-	-	-	-	-	-	-	-	-	-	-
Region VI	-	-	-	-	-	-	-	-	-	-	-	-	-	-	-	-	-	-	-	-	-	-
Region VII	-	-	-	-	-	-	-	-	-	-	-	-	-	-	-	-	-	-	-	-	-	-
Region VIII	-	-	-	-	-	-	-	-	-	-	-	-	-	-	-	-	-	-	-	-	-	-
Region IX	-	-	-	-	-	-	-	-	-	-	-	-	-	-	-	-	-	-	-	-	-	-
Region X	-	-	-	-	-	-	-	-	-	-	-	-	-	-	-	-	-	-	-	-	-	-
Region XI	-	-	-	-	-	-	-	-	-	-	-	-	-	-	-	-	-	-	-	-	-	-
Region XII	-	-	-	-	-	-	-	-	-	-	-	-	-	-	-	-	-	-	-	-	-	-
Region XIII	-	-	-	-	-	-	-	-	-	-	-	-	-	-	-	-	-	-	-	-	-	-

CONSOLIDATED REPORT OF DISBURSEMENTS

For the month of November 2013

(in thousand pesos)

Annex "A"

Department/Agency  
Fund

: Department of Public Works and Highways  
: ALL FUNDS

PARTICULARS (1)	CURRENT YEAR BUDGET (2)				PRIOR YEAR'S BUDGET (3)				PRIOR YEARS' OBLIGATIONS (4)				TRUST LIABILITIES (5)				OTHERS (6)	TOTAL (7)			
	PS	MOOE	CO	TOTAL	PS	MOOE	CO	TOTAL	PS	MOOE	CO	TOTAL	PS	MOOE	CO	TOTAL		PS	MOOE	CO	TOTAL
<b>TRA ISSUED</b>	<b>40,718</b>	<b>43,682</b>	<b>468,853</b>	<b>553,253</b>	-	<b>12,724</b>	<b>169,532</b>	<b>182,256</b>	<b>142</b>	<b>2,048</b>	<b>66,009</b>	<b>68,199</b>	-	-	<b>2,960</b>	<b>2,960</b>	-	<b>40,860</b>	<b>58,454</b>	<b>707,354</b>	<b>806,668</b>
Central Office	3,089	4,891	31,520	39,500	-	230	15,239	15,469	-	-	6,803	6,803	-	-	-	-	-	3,089	5,121	53,562	61,772
NCR	1,941	3,270	42,097	47,308	-	3,246	15,330	18,576	-	(702)	5,785	5,083	-	-	-	-	-	1,941	5,814	63,212	70,967
CAR	1,347	1,398	22,458	25,203	-	690	2,123	2,813	-	10	784	794	-	-	-	-	-	1,347	2,098	25,365	28,810
Region I	2,211	2,026	19,420	23,657	-	69	2,249	2,318	-	-	1,364	1,364	-	-	-	-	-	2,211	2,095	23,033	27,339
Region II	2,043	2,379	22,734	27,156	-	153	7,657	7,810	-	21	7,474	7,495	-	-	-	-	-	2,043	2,553	37,865	42,461
Region III	3,012	4,529	50,337	57,878	-	4,402	7,088	11,490	-	1,759	4,921	6,680	-	-	-	-	-	3,012	10,690	62,346	76,048
Region IV-A	2,668	2,146	38,170	42,984	-	315	7,827	8,142	-	18	1,636	1,654	-	-	68	68	-	2,668	2,479	47,701	52,848
Region IV-B	2,162	1,921	12,997	17,080	-	137	1,066	1,203	-	43	2,530	2,573	-	-	-	-	-	2,162	2,101	16,593	20,856
Region V	2,968	3,424	30,736	37,128	-	589	7,711	8,300	-	438	6,088	6,526	-	-	-	-	-	2,968	4,451	44,535	51,954
Region VI	2,442	5,156	38,007	45,605	-	640	82,783	83,423	-	16	10,330	10,346	-	-	1,943	1,943	-	2,442	5,812	133,063	141,317
Region VII	2,551	1,485	21,715	25,751	-	554	886	1,440	-	206	4,911	5,117	-	-	247	247	-	2,551	2,245	27,759	32,555
Region VIII	1,028	3,084	7,197	11,309	-	-	6,169	6,169	-	-	3,084	3,084	-	-	-	-	-	1,028	3,084	16,450	20,562
Region IX	1,905	-	39,424	41,329	-	-	114	114	-	-	250	250	-	-	-	-	-	1,905	-	39,788	41,693
Region X	2,888	2,228	17,896	23,012	-	1,151	1,711	2,862	133	147	2,472	2,752	-	-	-	-	-	3,021	3,526	22,079	28,626
Region XI	2,143	3,980	27,278	33,401	-	216	2,563	2,779	-	-	1,694	1,694	-	-	702	702	-	2,143	4,196	32,237	38,576
Region XII	4,523	1,049	24,368	29,940	-	326	6,182	6,508	-	65	4,848	4,913	-	-	-	-	-	4,523	1,440	35,398	41,361
Region XIII	1,797	716	22,499	25,012	-	6	2,834	2,840	9	27	1,035	1,071	-	-	-	-	-	1,806	749	26,368	28,923
<b>NCAA</b>	-	-	<b>145,386</b>	<b>145,386</b>	-	-	-	-	-	-	-	-	-	-	-	-	-	-	-	<b>145,386</b>	<b>145,386</b>
Central Office	-	-	145,386	145,386	-	-	-	-	-	-	-	-	-	-	-	-	-	-	-	145,386	145,386
NCR	-	-	-	-	-	-	-	-	-	-	-	-	-	-	-	-	-	-	-	-	-
CAR	-	-	-	-	-	-	-	-	-	-	-	-	-	-	-	-	-	-	-	-	-
Region I	-	-	-	-	-	-	-	-	-	-	-	-	-	-	-	-	-	-	-	-	-
Region II	-	-	-	-	-	-	-	-	-	-	-	-	-	-	-	-	-	-	-	-	-
Region III	-	-	-	-	-	-	-	-	-	-	-	-	-	-	-	-	-	-	-	-	-
Region IV-A	-	-	-	-	-	-	-	-	-	-	-	-	-	-	-	-	-	-	-	-	-
Region IV-B	-	-	-	-	-	-	-	-	-	-	-	-	-	-	-	-	-	-	-	-	-
Region V	-	-	-	-	-	-	-	-	-	-	-	-	-	-	-	-	-	-	-	-	-
Region VI	-	-	-	-	-	-	-	-	-	-	-	-	-	-	-	-	-	-	-	-	-
Region VII	-	-	-	-	-	-	-	-	-	-	-	-	-	-	-	-	-	-	-	-	-
Region VIII	-	-	-	-	-	-	-	-	-	-	-	-	-	-	-	-	-	-	-	-	-
Region IX	-	-	-	-	-	-	-	-	-	-	-	-	-	-	-	-	-	-	-	-	-
Region X	-	-	-	-	-	-	-	-	-	-	-	-	-	-	-	-	-	-	-	-	-
Region XI	-	-	-	-	-	-	-	-	-	-	-	-	-	-	-	-	-	-	-	-	-
Region XII	-	-	-	-	-	-	-	-	-	-	-	-	-	-	-	-	-	-	-	-	-
Region XIII	-	-	-	-	-	-	-	-	-	-	-	-	-	-	-	-	-	-	-	-	-


**CONSOLIDATED REPORT OF DISBURSEMENTS**  
**For the month of November 2013**  
*(in thousand pesos)*

Annex "A"

Department/Agency : Department of Public Works and Highways  
Fund : ALL FUNDS

PARTICULARS	CURRENT YEAR BUDGET				PRIOR YEAR'S BUDGET				PRIOR YEARS' OBLIGATIONS				TRUST LIABILITIES				OTHERS	TOTAL			
	PS	MOOE	CO	TOTAL	PS	MOOE	CO	TOTAL	PS	MOOE	CO	TOTAL	PS	MOOE	CO	TOTAL		PS	MOOE	CO	TOTAL
(1)	(2)				(3)				(4)				(5)				(6)	(7)			
TOTAL - CO/R O s	610,040	1,047,240	8,542,345	10,199,625	3,968	329,704	1,548,328	1,882,000	1,434	46,354	1,059,178	1,106,966	1,212	63	-	1,275	-	616,654	1,423,361	11,216,041	13,256,056
Central Office	59,148	196,183	981,275	1,236,606	3,920	110,393	228,912	343,225	-	-	143,902	143,902	-	-	-	-	-	63,068	306,576	1,354,089	1,723,733
NCR	32,827	96,806	728,005	857,638	-	42,054	135,340	177,394	-	5,587	52,354	57,941	-	-	-	-	-	32,827	144,447	917,256	1,094,530
CAR	34,853	39,383	347,241	421,477	12	9,686	34,734	44,432	-	143	13,957	14,100	-	-	-	-	-	34,865	49,212	395,932	480,194
Region I	34,954	24,743	372,013	431,710	-	1,260	40,692	41,952	-	-	27,407	27,407	-	-	-	-	-	34,954	26,003	440,112	501,069
Region II	34,519	45,097	402,801	482,417	-	5,994	126,525	132,519	-	983	118,471	119,454	-	-	-	-	-	34,519	52,074	647,797	734,390
Region III	49,500	100,907	930,147	1,080,554	10	71,975	124,796	196,781	806	28,928	93,789	123,523	440	-	-	440	-	50,756	201,810	1,153,121	1,405,687
Region IV-A	42,556	68,128	607,519	718,203	-	7,473	135,185	142,658	-	1,697	33,178	34,875	-	3	-	3	-	42,556	77,301	775,882	896,832
Region IV-B	28,870	56,973	213,157	299,000	-	188	7,002	7,190	-	2,213	16,492	18,705	-	-	-	-	-	28,870	59,374	236,651	324,895
Region V	48,762	84,618	473,074	606,454	-	46,347	193,958	240,305	-	1,341	39,429	40,770	-	-	-	-	-	48,762	132,306	739,096	920,164
Region VI	42,567	88,078	505,995	636,640	-	4,309	136,896	141,205	-	16	118,225	118,241	12	-	-	12	-	42,579	92,403	763,059	898,041
Region VII	44,041	33,428	467,964	545,433	-	7,925	33,250	41,175	-	3,074	94,925	97,999	-	-	-	-	-	44,041	44,427	600,001	688,469
Region VIII	16,119	33,265	112,831	162,215	-	-	96,713	96,713	-	-	63,446	63,446	-	-	-	-	-	16,119	33,265	272,990	322,374
Region IX	14,601	-	817,809	832,410	-	-	2,475	2,475	-	-	2,838	2,838	-	-	-	-	-	14,601	-	823,122	837,723
Region X	35,501	60,020	381,304	476,825	26	3,992	50,948	54,966	312	429	36,740	37,481	-	-	-	-	-	35,839	64,441	468,992	569,272
Region XI	32,359	56,664	446,075	535,098	-	10,172	42,069	52,241	-	-	26,548	26,548	-	-	-	-	-	32,359	66,836	535,218	634,413
Region XII	28,951	36,748	420,223	485,922	-	5,617	95,136	100,753	307	1,325	81,101	82,733	760	60	-	820	-	30,018	43,750	596,460	670,228
Region XIII	29,912	26,199	334,912	391,023	-	2,319	63,697	66,016	9	618	96,376	97,003	-	-	-	-	-	29,921	29,136	494,985	554,042
<b>TOTAL</b>	<b>610,040</b>	<b>1,047,240</b>	<b>8,542,345</b>	<b>10,199,625</b>	<b>3,968</b>	<b>329,704</b>	<b>1,548,328</b>	<b>1,882,000</b>	<b>1,434</b>	<b>46,354</b>	<b>1,059,178</b>	<b>1,106,966</b>	<b>1,212</b>	<b>63</b>	<b>-</b>	<b>1,275</b>	<b>-</b>	<b>616,654</b>	<b>1,423,361</b>	<b>11,214,763</b>	<b>13,256,056</b>

Prepared by:




**FARHA K. KARIM**

Accountant II

Date:

Checked by:




**EIPRIANOM M. PUMANES**

OIC, Department Chief Accountant

Date:

Submitted by:




**ARISTEO O. REYES**

Director III, CFMS

Date:

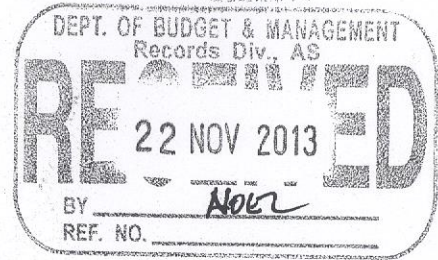




Republic of the Philippines  
DEPARTMENT OF PUBLIC WORKS AND HIGHWAYS  
**OFFICE OF THE SECRETARY**  
Manila

November 13, 2013

**HON. FLORENCIO B. ABAD**  
Secretary  
Department of Budget and Management  
Malacañang, Manila



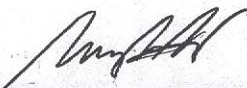
**Attention: Director Ma. Soledad G. Doloiras**  
Budget and Management Bureau "A"

Sir:

In compliance with the provision of 4.5.3 National Budget Circular No. 528 dated January 03, 2011, we are submitting the Consolidated Report of Disbursements (BAR No. 5) for All Funds for the month of October 2013.

Please acknowledge receipt hereof.

Very truly yours,

  
**ROGELIO L. SINGSON**  
Secretary

Department of Public Works and Highways  
Office of the Secretary



WIN3002456

Department/Agency : Department of Public Works and Highways  
Fund : ALL FUNDS

PARTICULARS	CURRENT YEAR BUDGET				PRIOR YEAR'S BUDGET				PRIOR YEARS' OBLIGATIONS				TRUST LIABILITIES				OTHERS	TOTAL				REMARKS
	PS	MOOE	CO	TOTAL	PS	MOOE	CO	TOTAL	PS	MOOE	CO	TOTAL	PS	MOOE	CO	TOTAL		PS	MOOE	CO	TOTAL	
(1)	(2)				(3)				(4)				(5)				(6)	(7)				(8)
OFFICE OF CASH ALLOCATION	569,322	1,003,558	7,928,106	9,500,986	3,968	316,980	1,378,796	1,699,744	1,292	44,306	993,169	1,038,767	1,212	63	63,230	64,505	-	575,794	1,364,907	10,363,301	12,304,002	
MDS Checks Issued	569,322	1,003,558	7,928,106	9,500,986	3,968	316,980	1,378,796	1,699,744	1,292	44,306	993,169	1,038,767	1,212	63	63,230	64,505	-	575,794	1,364,907	10,363,301	12,304,002	
Central Office	56,059	191,292	804,369	1,051,720	3,920	110,163	213,673	327,756	-	-	137,099	137,099	-	-	-	-	-	59,979	301,455	1,155,141	1,516,575	
VCR	30,886	93,536	685,908	810,330	-	38,808	120,010	158,818	-	6,289	46,569	52,858	-	-	1,557	1,557	-	30,886	138,633	854,044	1,023,563	
CAR	33,506	37,985	324,783	396,274	12	8,996	32,611	41,619	-	133	13,173	13,306	-	-	185	185	-	33,518	47,114	370,752	451,384	
Region I	32,743	22,717	352,593	408,053	-	1,191	38,443	39,634	-	-	26,043	26,043	-	-	-	-	-	32,743	23,908	417,079	473,730	
Region II	32,476	42,718	380,067	455,261	-	5,841	118,868	124,709	-	962	110,997	111,959	-	-	-	-	-	32,476	49,521	609,932	691,929	
Region III	46,488	96,378	879,810	1,022,676	10	67,573	117,708	185,291	806	27,169	88,868	116,843	440	-	4,389	4,829	-	47,744	191,120	1,090,775	1,329,639	
Region IV-A	39,888	65,982	569,349	675,219	-	7,158	127,358	134,516	-	1,679	31,542	33,221	-	3	1,025	1,028	-	39,888	74,822	729,274	843,984	
Region IV-B	26,708	55,052	200,160	281,920	-	51	5,936	5,987	-	2,170	13,962	16,132	-	-	-	-	-	26,708	57,273	220,058	304,039	
Region V	45,794	81,194	442,338	569,326	-	45,758	186,247	232,005	-	903	33,341	34,244	-	-	32,635	32,635	-	45,794	127,855	694,561	868,210	
Region VI	40,125	82,922	467,988	591,035	-	3,669	54,113	57,782	-	-	107,895	107,895	12	-	-	12	-	40,137	86,591	629,996	756,724	
Region VII	41,490	31,943	446,249	519,682	-	7,371	32,364	39,735	-	2,868	90,014	92,882	-	-	3,615	3,615	-	41,490	42,182	572,242	655,914	
Region VIII	15,091	30,181	105,634	150,906	-	-	90,544	90,544	-	-	60,362	60,362	-	-	-	-	-	15,091	30,181	256,540	301,812	
Region IX	12,696	-	778,385	791,081	-	-	2,361	2,361	-	-	2,588	2,588	-	-	-	-	-	12,696	-	783,334	796,030	
Region X	32,613	57,792	363,408	453,813	26	2,841	49,237	52,104	179	282	34,268	34,729	-	-	-	-	-	32,818	60,915	446,913	540,646	
Region XI	30,216	52,684	418,797	501,697	-	9,956	39,506	49,462	-	-	24,854	24,854	-	-	19,824	19,824	-	30,216	62,640	502,981	595,837	
Region XII	24,428	35,699	395,855	455,982	-	5,291	88,954	94,245	307	1,260	76,253	77,820	760	60	-	820	-	25,495	42,310	561,062	628,867	
Region XIII	28,115	25,483	312,413	366,011	-	2,313	60,863	63,176	-	591	95,341	95,932	-	-	-	-	-	28,115	28,387	468,617	525,119	
Advice to Debit Account	-	-	-	-	-	-	-	-	-	-	-	-	-	-	-	-	-	-	-	-	-	-
Central Office	-	-	-	-	-	-	-	-	-	-	-	-	-	-	-	-	-	-	-	-	-	-
VCR	-	-	-	-	-	-	-	-	-	-	-	-	-	-	-	-	-	-	-	-	-	-
CAR	-	-	-	-	-	-	-	-	-	-	-	-	-	-	-	-	-	-	-	-	-	-
Region I	-	-	-	-	-	-	-	-	-	-	-	-	-	-	-	-	-	-	-	-	-	-
Region II	-	-	-	-	-	-	-	-	-	-	-	-	-	-	-	-	-	-	-	-	-	-
Region III	-	-	-	-	-	-	-	-	-	-	-	-	-	-	-	-	-	-	-	-	-	-
Region IV-A	-	-	-	-	-	-	-	-	-	-	-	-	-	-	-	-	-	-	-	-	-	-
Region IV-B	-	-	-	-	-	-	-	-	-	-	-	-	-	-	-	-	-	-	-	-	-	-
Region V	-	-	-	-	-	-	-	-	-	-	-	-	-	-	-	-	-	-	-	-	-	-
Region VI	-	-	-	-	-	-	-	-	-	-	-	-	-	-	-	-	-	-	-	-	-	-
Region VII	-	-	-	-	-	-	-	-	-	-	-	-	-	-	-	-	-	-	-	-	-	-
Region VIII	-	-	-	-	-	-	-	-	-	-	-	-	-	-	-	-	-	-	-	-	-	-
Region IX	-	-	-	-	-	-	-	-	-	-	-	-	-	-	-	-	-	-	-	-	-	-
Region X	-	-	-	-	-	-	-	-	-	-	-	-	-	-	-	-	-	-	-	-	-	-
Region XI	-	-	-	-	-	-	-	-	-	-	-	-	-	-	-	-	-	-	-	-	-	-
Region XII	-	-	-	-	-	-	-	-	-	-	-	-	-	-	-	-	-	-	-	-	-	-
Region XIII	-	-	-	-	-	-	-	-	-	-	-	-	-	-	-	-	-	-	-	-	-	-



REPUBLIC OF THE PHILIPPINES  
DEPARTMENT OF BUDGET AND MANAGEMENT  
MALACAÑANG, MANILA

**ACKNOWLEDGEMENT RECEIPT**

The **Department of Budget and Management** hereby acknowledges the receipt of your letter/request which has been uploaded to the DBM-Document Management System and routed to the appropriate office/s with the following information:

Document Title: DPWH-OSEC-SUBMISSION OF CONSOLIDATED REPORT OF DISBURSEMENT BAR NO. 5 FOR ALL FUNDS AS OF NOV. 2013

Document Reference No: 2014-BA-000187

Date and Time Uploaded: Friday, January 03, 2014 4:10:07 PM

Uploaded By: RECEIVING 1

Routed To: BMB-A Elsa Abundo

CC:


Total no of pages received: 1 copy and 5 pages

Sender: DPWH-OSEC-PERSONAL DELIVERY

The determination of the completeness of the documentary requirements submitted, if any, is subject to the evaluation of the technical person in charge.

This receipt is system generated and does not require signature.

Received by:



Department of Budget and Management  
**DOCUMENT  
MANAGEMENT  
SYSTEM**

**CONSOLIDATED REPORT OF DISBURSEMENTS**  
**For the month of November 2013**  
*(in thousand pesos)*

Department/Agency : **Department of Public Works and Highways**  
Fund : **ALL FUNDS**

PARTICULARS (1)	CURRENT YEAR BUDGET (2)				PRIOR YEAR'S BUDGET (3)				PRIOR YEARS' OBLIGATIONS (4)				TRUST LIABILITIES (5)				OTHERS (6)	TOTAL (7)			
	PS	MOOE	CO	TOTAL	PS	MOOE	CO	TOTAL	PS	MOOE	CO	TOTAL	PS	MOOE	CO	TOTAL		PS	MOOE	CO	TOTAL
<b>TRA ISSUED</b>	<b>40,718</b>	<b>43,682</b>	<b>468,853</b>	<b>553,253</b>	-	<b>12,724</b>	<b>169,532</b>	<b>182,256</b>	<b>142</b>	<b>2,048</b>	<b>66,009</b>	<b>68,199</b>	-	-	<b>2,960</b>	<b>2,960</b>	-	<b>40,860</b>	<b>58,454</b>	<b>707,354</b>	<b>806,668</b>
Central Office	3,089	4,891	31,520	39,500	-	230	15,239	15,469	-	-	6,803	6,803	-	-	-	-	-	3,089	5,121	53,562	61,772
NCR	1,941	3,270	42,097	47,308	-	3,246	15,330	18,576	-	(702)	5,785	5,083	-	-	-	-	-	1,941	5,814	63,212	70,967
CAR	1,347	1,398	22,458	25,203	-	690	2,123	2,813	-	10	784	794	-	-	-	-	-	1,347	2,098	25,365	28,810
Region I	2,211	2,026	19,420	23,657	-	69	2,249	2,318	-	-	1,364	1,364	-	-	-	-	-	2,211	2,095	23,033	27,339
Region II	2,043	2,379	22,734	27,156	-	153	7,657	7,810	-	21	7,474	7,495	-	-	-	-	-	2,043	2,553	37,865	42,461
Region III	3,012	4,529	50,337	57,878	-	4,402	7,088	11,490	-	1,759	4,921	6,680	-	-	-	-	-	3,012	10,690	62,346	76,048
Region IV-A	2,668	2,146	38,170	42,984	-	315	7,827	8,142	-	18	1,636	1,654	-	-	68	68	-	2,668	2,479	47,701	52,848
Region IV-B	2,162	1,921	12,997	17,080	-	137	1,066	1,203	-	43	2,530	2,573	-	-	-	-	-	2,162	2,101	16,593	20,856
Region V	2,968	3,424	30,736	37,128	-	589	7,711	8,300	-	438	6,088	6,526	-	-	-	-	-	2,968	4,451	44,535	51,954
Region VI	2,442	5,156	38,007	45,605	-	640	82,783	83,423	-	16	10,330	10,346	-	-	1,943	1,943	-	2,442	5,812	133,063	141,317
Region VII	2,551	1,485	21,715	25,751	-	554	886	1,440	-	206	4,911	5,117	-	-	247	247	-	2,551	2,245	27,759	32,555
Region VIII	1,028	3,084	7,197	11,309	-	-	6,169	6,169	-	-	3,084	3,084	-	-	-	-	-	1,028	3,084	16,450	20,562
Region IX	1,905	-	39,424	41,329	-	-	114	114	-	-	250	250	-	-	-	-	-	1,905	-	39,788	41,693
Region X	2,888	2,228	17,896	23,012	-	1,151	1,711	2,862	133	147	2,472	2,752	-	-	-	-	-	3,021	3,526	22,079	28,626
Region XI	2,143	3,980	27,278	33,401	-	216	2,563	2,779	-	-	1,694	1,694	-	-	702	702	-	2,143	4,196	32,237	38,576
Region XII	4,523	1,049	24,368	29,940	-	326	6,182	6,508	-	65	4,848	4,913	-	-	-	-	-	4,523	1,440	35,398	41,361
Region XIII	1,797	716	22,499	25,012	-	6	2,834	2,840	9	27	1,035	1,071	-	-	-	-	-	1,806	749	26,368	28,923
<b>NCAA</b>	-	-	<b>145,386</b>	<b>145,386</b>	-	-	-	-	-	-	-	-	-	-	-	-	-	-	-	<b>145,386</b>	<b>145,386</b>
Central Office	-	-	145,386	145,386	-	-	-	-	-	-	-	-	-	-	-	-	-	-	-	145,386	145,386
NCR	-	-	-	-	-	-	-	-	-	-	-	-	-	-	-	-	-	-	-	-	-
CAR	-	-	-	-	-	-	-	-	-	-	-	-	-	-	-	-	-	-	-	-	-
Region I	-	-	-	-	-	-	-	-	-	-	-	-	-	-	-	-	-	-	-	-	-
Region II	-	-	-	-	-	-	-	-	-	-	-	-	-	-	-	-	-	-	-	-	-
Region III	-	-	-	-	-	-	-	-	-	-	-	-	-	-	-	-	-	-	-	-	-
Region IV-A	-	-	-	-	-	-	-	-	-	-	-	-	-	-	-	-	-	-	-	-	-
Region IV-B	-	-	-	-	-	-	-	-	-	-	-	-	-	-	-	-	-	-	-	-	-
Region V	-	-	-	-	-	-	-	-	-	-	-	-	-	-	-	-	-	-	-	-	-
Region VI	-	-	-	-	-	-	-	-	-	-	-	-	-	-	-	-	-	-	-	-	-
Region VII	-	-	-	-	-	-	-	-	-	-	-	-	-	-	-	-	-	-	-	-	-
Region VIII	-	-	-	-	-	-	-	-	-	-	-	-	-	-	-	-	-	-	-	-	-
Region IX	-	-	-	-	-	-	-	-	-	-	-	-	-	-	-	-	-	-	-	-	-
Region X	-	-	-	-	-	-	-	-	-	-	-	-	-	-	-	-	-	-	-	-	-
Region XI	-	-	-	-	-	-	-	-	-	-	-	-	-	-	-	-	-	-	-	-	-
Region XII	-	-	-	-	-	-	-	-	-	-	-	-	-	-	-	-	-	-	-	-	-
Region XIII	-	-	-	-	-	-	-	-	-	-	-	-	-	-	-	-	-	-	-	-	-

**CONSOLIDATED REPORT OF DISBURSEMENTS**  
**For the month of November 2013**  
*(in thousand pesos)*

Annex "A"

Department/Agency : **Department of Public Works and Highways**  
Fund : **ALL FUNDS**


PARTICULARS (1)	CURRENT YEAR BUDGET (2)				PRIOR YEAR'S BUDGET (3)				PRIOR YEARS' OBLIGATIONS (4)				TRUST LIABILITIES (5)				OTHERS (6)	TOTAL (7)				REMARKS (8)
	PS	MOOE	CO	TOTAL	PS	MOOE	CO	TOTAL	PS	MOOE	CO	TOTAL	PS	MOOE	CO	TOTAL		PS	MOOE	CO	TOTAL	
<b>TOTAL - CO/R O s</b>	<b>610,040</b>	<b>1,047,240</b>	<b>8,542,345</b>	<b>10,199,625</b>	<b>3,968</b>	<b>329,704</b>	<b>1,548,328</b>	<b>1,882,000</b>	<b>1,434</b>	<b>46,354</b>	<b>1,059,178</b>	<b>1,106,966</b>	<b>1,212</b>	<b>63</b>	<b>-</b>	<b>1,275</b>	<b>-</b>	<b>616,654</b>	<b>1,423,361</b>	<b>11,216,041</b>	<b>13,256,056</b>	
Central Office	59,148	196,183	981,275	1,236,606	3,920	110,393	228,912	343,225	-	-	143,902	143,902	-	-	-	-	-	63,068	306,576	1,354,089	1,723,733	
NCR	32,827	96,806	728,005	857,638	-	42,054	135,340	177,394	-	5,587	52,354	57,941	-	-	-	-	-	32,827	144,447	917,256	1,094,530	
CAR	34,853	39,383	347,241	421,477	12	9,686	34,734	44,432	-	143	13,957	14,100	-	-	-	-	-	34,865	49,212	395,932	480,194	
Region I	34,954	24,743	372,013	431,710	-	1,260	40,692	41,952	-	-	27,407	27,407	-	-	-	-	-	34,954	26,003	440,112	501,069	
Region II	34,519	45,097	402,801	482,417	-	5,994	126,525	132,519	-	983	118,471	119,454	-	-	-	-	-	34,519	52,074	647,797	734,390	
Region III	49,500	100,907	930,147	1,080,554	10	71,975	124,796	196,781	806	28,928	93,789	123,523	440	-	-	440	-	50,756	201,810	1,153,121	1,405,687	
Region IV-A	42,556	68,128	607,519	718,203	-	7,473	135,185	142,658	-	1,697	33,178	34,875	-	3	-	3	-	42,556	77,301	775,882	896,832	
Region IV-B	28,870	56,973	213,157	299,000	-	188	7,002	7,190	-	2,213	16,492	18,705	-	-	-	-	-	28,870	59,374	236,651	324,895	
Region V	48,762	84,618	473,074	606,454	-	46,347	193,958	240,305	-	1,341	39,429	40,770	-	-	-	-	-	48,762	132,306	739,096	920,164	
Region VI	42,567	88,078	505,995	636,640	-	4,309	136,896	141,205	-	16	118,225	118,241	12	-	-	12	-	42,579	92,403	763,059	898,041	
Region VII	44,041	33,428	467,964	545,433	-	7,925	33,250	41,175	-	3,074	94,925	97,999	-	-	-	-	-	44,041	44,427	600,001	688,469	
Region VIII	16,119	33,265	112,831	162,215	-	-	96,713	96,713	-	-	63,446	63,446	-	-	-	-	-	16,119	33,265	272,990	322,374	
Region IX	14,601	-	817,809	832,410	-	-	2,475	2,475	-	-	2,838	2,838	-	-	-	-	-	14,601	-	823,122	837,723	
Region X	35,501	60,020	381,304	476,825	26	3,992	50,948	54,966	312	429	36,740	37,481	-	-	-	-	-	35,839	64,441	468,992	569,272	
Region XI	32,359	56,664	446,075	535,098	-	10,172	42,069	52,241	-	-	26,548	26,548	-	-	-	-	-	32,359	66,836	535,218	634,413	
Region XII	28,951	36,748	420,223	485,922	-	5,617	95,136	100,753	307	1,325	81,101	82,733	760	60	-	820	-	30,018	43,750	596,460	670,228	
Region XIII	29,912	26,199	334,912	391,023	-	2,319	63,697	66,016	9	618	96,376	97,003	-	-	-	-	-	29,921	29,136	494,985	554,042	
<b>TOTAL</b>	<b>610,040</b>	<b>1,047,240</b>	<b>8,542,345</b>	<b>10,199,625</b>	<b>3,968</b>	<b>329,704</b>	<b>1,548,328</b>	<b>1,882,000</b>	<b>1,434</b>	<b>46,354</b>	<b>1,059,178</b>	<b>1,106,966</b>	<b>1,212</b>	<b>63</b>	<b>-</b>	<b>1,275</b>	<b>-</b>	<b>616,654</b>	<b>1,423,361</b>	<b>11,214,763</b>	<b>13,256,056</b>	

Prepared by:

  
**FARHA K. KARIM**  
Accountant II


Date:

Checked by:

  
**CIPRIANO M. PUMANES**  
OIC, Department Chief Accountant

Date:

Submitted by:

  
**ARISTEO O. REYES**  
Director III, CFMS

Date:

**CONSOLIDATED REPORT OF DISBURSEMENTS**  
**For the month of October 2013**  
*(in thousand pesos)*

Annex "A"

Department/Agency : **Department of Public Works and Highways**  
Fund : **ALL FUNDS**

PARTICULARS (1)	CURRENT YEAR BUDGET (2)				PRIOR YEAR'S BUDGET (3)				PRIOR YEARS' OBLIGATIONS (4)				TRUST LIABILITIES (5)				OTHERS (6)	TOTAL (7)				REMARKS (8)
	PS	MOOE	CO	TOTAL	PS	MOOE	CO	TOTAL	PS	MOOE	CO	TOTAL	PS	MOOE	CO	TOTAL		PS	MOOE	CO	TOTAL	
<b>NOTICE OF CASH ALLOCATION</b>	<b>416,824</b>	<b>1,059,164</b>	<b>6,870,594</b>	<b>8,346,582</b>	<b>6,398</b>	<b>166,604</b>	<b>1,159,522</b>	<b>1,332,524</b>	<b>1,340</b>	<b>166,704</b>	<b>1,189,821</b>	<b>1,357,865</b>	<b>3,436</b>	<b>5,315</b>	<b>27,293</b>	<b>36,044</b>	-	<b>427,998</b>	<b>1,397,787</b>	<b>9,247,230</b>	<b>11,073,015</b>	
MDS Checks Issued	416,824	1,059,164	6,870,594	8,346,582	6,398	166,604	1,159,522	1,332,524	1,340	166,704	1,189,821	1,357,865	3,436	5,315	27,293	36,044	-	427,998	1,397,787	9,247,230	11,073,015	
Central Office	73,144	350,819	289,094	713,057	6,184	1,635	41,022	48,841	-	1,177	172,507	173,684	-	-	-	-	-	427,998	1,397,787	9,247,230	11,073,015	
NCR	17,125	57,232	628,241	702,598	-	41,718	151,222	192,940	-	15,252	63,765	79,017	-	4,306	8,349	12,655	-	17,125	118,508	851,577	987,210	
CAR	23,176	31,779	469,525	524,480	-	12,226	8,214	20,440	-	-	12,620	12,620	-	-	15	15	-	23,176	44,005	490,374	557,555	
Region I	26,250	45,984	236,247	308,481	-	363	58,158	58,521	-	285	24,069	24,354	-	-	-	-	-	26,250	46,632	318,474	391,356	
Region II	20,087	41,586	373,042	434,715	-	1,754	93,386	95,140	-	6,075	114,557	120,632	-	-	-	-	-	20,087	49,415	580,985	650,487	
Region III	28,709	85,173	383,512	497,394	155	34,455	101,965	136,575	445	14,302	69,033	83,780	317	-	24	341	-	29,626	133,930	554,534	718,090	
Region IV-A	28,060	39,235	377,961	445,256	-	1,424	84,358	85,782	-	-	52,354	52,354	-	295	-	295	-	28,060	40,954	514,673	583,687	
Region IV-B	18,942	52,351	196,997	268,290	-	80	21,617	21,697	-	2,170	39,763	41,933	-	-	-	-	-	18,942	54,601	258,377	331,920	
Region V	26,686	39,168	389,453	455,307	-	2,408	111,627	114,035	-	246	34,777	35,023	-	-	220	220	-	26,686	41,822	536,077	604,585	
Region VI	27,942	61,974	490,058	579,974	-	26,348	135,687	162,035	-	12,072	186,951	199,023	174	21	329	524	-	28,116	100,415	813,025	941,556	
Region VII	21,900	45,303	440,566	507,769	-	1,714	71,517	73,231	733	102,843	103,507	207,083	-	-	536	536	-	22,633	149,860	616,126	788,619	
Region VIII	22,526	30,707	381,899	435,132	-	12,442	57,615	70,057	-	2,238	58,132	60,370	2,307	623	7,959	10,889	-	24,833	46,010	505,605	576,448	
Region IX	12,696	-	629,288	641,984	-	-	1,909	1,909	-	-	2,092	2,092	-	-	-	-	-	12,696	-	633,289	645,985	
Region X	20,630	36,563	348,473	405,666	59	16,815	77,471	94,345	47	554	87,936	88,537	-	-	-	-	-	20,736	53,932	513,880	588,548	
Region XI	15,230	82,306	602,107	699,643	-	5,797	17,863	23,660	-	5,790	40,221	46,011	-	-	9,861	9,861	-	15,230	93,893	670,052	779,175	
Region XII	16,772	25,602	294,975	337,349	-	5,611	74,637	80,248	101	3,117	99,191	102,409	638	70	-	708	-	17,511	34,400	468,803	520,714	
Region XIII	16,949	33,382	339,156	389,487	-	1,814	51,254	53,068	14	583	28,346	28,943	-	-	-	-	-	16,963	35,779	418,756	471,498	
Advice to Debit Account	-	-	-	-	-	-	-	-	-	-	-	-	-	-	-	-	-	-	-	-	-	-
Central Office	-	-	-	-	-	-	-	-	-	-	-	-	-	-	-	-	-	-	-	-	-	-
NCR	-	-	-	-	-	-	-	-	-	-	-	-	-	-	-	-	-	-	-	-	-	-
CAR	-	-	-	-	-	-	-	-	-	-	-	-	-	-	-	-	-	-	-	-	-	-
Region I	-	-	-	-	-	-	-	-	-	-	-	-	-	-	-	-	-	-	-	-	-	-
Region II	-	-	-	-	-	-	-	-	-	-	-	-	-	-	-	-	-	-	-	-	-	-
Region III	-	-	-	-	-	-	-	-	-	-	-	-	-	-	-	-	-	-	-	-	-	-
Region IV-A	-	-	-	-	-	-	-	-	-	-	-	-	-	-	-	-	-	-	-	-	-	-
Region IV-B	-	-	-	-	-	-	-	-	-	-	-	-	-	-	-	-	-	-	-	-	-	-
Region V	-	-	-	-	-	-	-	-	-	-	-	-	-	-	-	-	-	-	-	-	-	-
Region VI	-	-	-	-	-	-	-	-	-	-	-	-	-	-	-	-	-	-	-	-	-	-
Region VII	-	-	-	-	-	-	-	-	-	-	-	-	-	-	-	-	-	-	-	-	-	-
Region VIII	-	-	-	-	-	-	-	-	-	-	-	-	-	-	-	-	-	-	-	-	-	-
Region IX	-	-	-	-	-	-	-	-	-	-	-	-	-	-	-	-	-	-	-	-	-	-
Region X	-	-	-	-	-	-	-	-	-	-	-	-	-	-	-	-	-	-	-	-	-	-
Region XI	-	-	-	-	-	-	-	-	-	-	-	-	-	-	-	-	-	-	-	-	-	-
Region XII	-	-	-	-	-	-	-	-	-	-	-	-	-	-	-	-	-	-	-	-	-	-
Region XIII	-	-	-	-	-	-	-	-	-	-	-	-	-	-	-	-	-	-	-	-	-	-

**CONSOLIDATED REPORT OF DISBURSEMENTS**  
**For the month of October 2013**  
*(in thousand pesos)*

Annex "A"

Agency : **Department of Public Works and Highways**  
**ALL FUNDS**

PARTICULARS	CURRENT YEAR BUDGET				PRIOR YEAR'S BUDGET				PRIOR YEARS' OBLIGATIONS				TRUST LIABILITIES				OTHERS	TOTAL				REMARKS
	PS	MOOE	CO	TOTAL	PS	MOOE	CO	TOTAL	PS	MOOE	CO	TOTAL	PS	MOOE	CO	TOTAL		PS	MOOE	CO	TOTAL	
(1)	(2)				(3)				(4)				(5)				(6)	(7)				(8)
<b>TRA ISSUED</b>	<b>37,414</b>	<b>51,439</b>	<b>410,803</b>	<b>499,656</b>	<b>88</b>	<b>10,637</b>	<b>76,098</b>	<b>86,823</b>	-	<b>4,308</b>	<b>74,220</b>	<b>78,528</b>	<b>40</b>	-	<b>3,385</b>	<b>3,425</b>	-	<b>37,542</b>	<b>66,384</b>	<b>564,506</b>	<b>668,432</b>	
Central Office	2,147	15,573	3,984	21,704	-	108	6,784	6,892	-	2	15,498	15,500	-	-	-	-	-	2,147	15,683	26,266	44,096	
NCR	1,958	2,206	35,755	39,919	-	2,393	5,962	8,355	-	1,215	5,256	6,471	-	-	-	-	-	1,958	5,814	46,973	54,745	
CAR	1,312	967	25,970	28,249	-	463	1,024	1,487	-	-	1,112	1,112	-	-	-	-	-	1,312	1,430	28,106	30,848	
Region I	2,145	2,531	18,978	23,654	-	2	4,802	4,804	-	-	241	241	-	-	-	-	-	2,145	2,533	24,021	28,699	
Region II	2,162	2,248	25,665	30,075	-	102	6,807	6,909	-	369	7,314	7,683	-	-	-	-	-	2,162	2,719	39,786	44,667	
Region III	3,035	4,685	25,523	33,243	-	2,237	4,858	7,095	-	1,025	4,902	5,927	-	-	-	-	-	3,035	7,947	35,283	46,265	
Region IV-A	2,635	2,392	26,633	31,660	-	77	7,986	8,063	-	24	2,392	2,416	-	-	152	152	-	2,635	2,493	37,163	42,291	
Region IV-B	2,162	1,921	13,883	17,966	-	137	1,069	1,206	-	43	2,530	2,573	-	-	-	-	-	2,162	2,101	17,482	21,745	
Region V	3,013	1,551	27,367	31,931	88	2	7,487	7,577	-	-	1,365	1,365	-	-	948	948	-	3,101	1,553	37,167	41,821	
Region VI	2,471	2,277	28,537	33,285	-	1,135	5,254	6,389	-	1,363	2,635	3,998	-	-	1,238	1,238	-	2,471	4,775	37,664	44,910	
Region VII	2,494	4,479	27,800	34,773	-	97	5,680	5,777	-	25	6,954	6,979	-	-	-	-	-	2,494	4,601	40,434	47,529	
Region VIII	2,707	871	21,818	25,396	-	1,264	2,669	3,933	-	137	3,383	3,520	40	-	247	287	-	2,747	2,272	28,117	33,136	
Region IX	1,905	-	29,686	31,591	-	-	184	184	-	-	402	402	-	-	-	-	-	1,905	-	30,272	32,177	
Region X	2,033	1,425	21,788	25,246	-	108	5,648	5,756	-	41	5,744	5,785	-	-	-	-	-	2,033	1,574	33,180	36,787	
Region XI	1,872	6,029	38,390	46,291	-	91	1,107	1,198	-	-	2,698	2,698	-	-	800	800	-	1,872	6,120	42,995	50,987	
Region XII	1,608	1,002	18,969	21,579	-	488	6,233	6,721	-	64	6,397	6,461	-	-	-	-	-	1,608	1,554	31,599	34,761	
Region XIII	1,755	1,282	20,057	23,094	-	1,933	2,544	4,477	-	-	5,397	5,397	-	-	-	-	-	1,755	3,215	27,998	32,968	
<b>NCAA</b>	-	-	<b>510,012</b>	<b>510,012</b>	-	-	-	-	-	-	-	-	-	-	-	-	-	-	-	<b>510,012</b>	<b>510,012</b>	
Central Office	-	-	510,012	510,012	-	-	-	-	-	-	-	-	-	-	-	-	-	-	-	510,012	510,012	
NCR	-	-	-	-	-	-	-	-	-	-	-	-	-	-	-	-	-	-	-	-	-	
CAR	-	-	-	-	-	-	-	-	-	-	-	-	-	-	-	-	-	-	-	-	-	
Region I	-	-	-	-	-	-	-	-	-	-	-	-	-	-	-	-	-	-	-	-	-	
Region II	-	-	-	-	-	-	-	-	-	-	-	-	-	-	-	-	-	-	-	-	-	
Region III	-	-	-	-	-	-	-	-	-	-	-	-	-	-	-	-	-	-	-	-	-	
Region IV-A	-	-	-	-	-	-	-	-	-	-	-	-	-	-	-	-	-	-	-	-	-	
Region IV-B	-	-	-	-	-	-	-	-	-	-	-	-	-	-	-	-	-	-	-	-	-	
Region V	-	-	-	-	-	-	-	-	-	-	-	-	-	-	-	-	-	-	-	-	-	
Region VI	-	-	-	-	-	-	-	-	-	-	-	-	-	-	-	-	-	-	-	-	-	
Region VII	-	-	-	-	-	-	-	-	-	-	-	-	-	-	-	-	-	-	-	-	-	
Region VIII	-	-	-	-	-	-	-	-	-	-	-	-	-	-	-	-	-	-	-	-	-	
Region IX	-	-	-	-	-	-	-	-	-	-	-	-	-	-	-	-	-	-	-	-	-	
Region X	-	-	-	-	-	-	-	-	-	-	-	-	-	-	-	-	-	-	-	-	-	
Region XI	-	-	-	-	-	-	-	-	-	-	-	-	-	-	-	-	-	-	-	-	-	
Region XII	-	-	-	-	-	-	-	-	-	-	-	-	-	-	-	-	-	-	-	-	-	
Region XIII	-	-	-	-	-	-	-	-	-	-	-	-	-	-	-	-	-	-	-	-	-	

**CONSOLIDATED REPORT OF DISBURSEMENTS**  
**For the month of October 2013**  
*(In thousand pesos)*

Annex "A"

Agency : **Department of Public Works and Highways**  
**: ALL FUNDS**


PARTICULARS (1)	CURRENT YEAR BUDGET (2)				PRIOR YEAR'S BUDGET (3)				PRIOR YEARS' OBLIGATIONS (4)				TRUST LIABILITIES (5)				OTHERS (6)	TOTAL (7)				REMARKS (8)
	PS	MOOE	CO	TOTAL	PS	MOOE	CO	TOTAL	PS	MOOE	CO	TOTAL	PS	MOOE	CO	TOTAL		PS	MOOE	CO	TOTAL	
<b>CO/ROs</b>	<b>454,238</b>	<b>1,110,603</b>	<b>7,791,409</b>	<b>9,356,250</b>	<b>6,486</b>	<b>177,241</b>	<b>1,235,620</b>	<b>1,419,347</b>	<b>1,340</b>	<b>171,012</b>	<b>1,264,041</b>	<b>1,436,393</b>	<b>3,476</b>	<b>5,315</b>	<b>-</b>	<b>8,791</b>	<b>-</b>	<b>465,540</b>	<b>1,464,171</b>	<b>10,321,748</b>	<b>12,251,459</b>	
Central Office	75,291	366,392	803,090	1,244,773	6,184	1,743	47,806	55,733	-	1,179	188,005	189,184	-	-	-	-	-	81,475	369,314	1,038,901	1,489,690	
Region I	19,083	59,438	663,996	742,517	-	44,111	157,184	201,295	-	16,467	69,021	85,488	-	4,306	-	4,306	-	19,083	124,322	898,550	1,041,955	
Region II	24,488	32,746	495,495	552,729	-	12,689	9,238	21,927	-	-	13,732	13,732	-	-	-	-	-	24,488	45,435	518,465	588,403	
Region III	28,395	48,515	255,225	332,135	-	365	62,960	63,325	-	285	24,310	24,595	-	-	-	-	-	28,395	49,165	342,495	420,055	
Region IV-A	22,249	43,834	398,707	464,790	-	1,856	100,193	102,049	-	6,444	121,871	128,315	-	-	-	-	-	22,249	52,134	620,771	695,154	
Region IV-B	31,744	89,858	409,035	530,637	155	36,692	106,823	143,670	445	15,327	73,935	89,707	317	-	-	317	-	32,661	141,877	589,817	764,355	
Region V	30,695	41,627	404,594	476,916	-	1,501	92,344	93,845	-	24	54,746	54,770	-	295	-	295	-	30,695	43,447	551,684	625,978	
Region VI	21,104	54,272	210,880	286,256	-	217	22,686	22,903	-	2,213	42,293	44,506	-	-	-	-	-	21,104	56,702	275,859	353,665	
Region VII	29,699	40,719	416,820	487,238	88	2,410	119,114	121,612	-	246	36,142	36,388	-	-	-	-	-	29,787	43,375	573,244	646,406	
Region VIII	30,413	64,251	518,595	613,259	-	27,483	140,941	168,424	-	13,435	189,586	203,021	174	21	-	195	-	30,587	105,190	850,689	986,466	
Region IX	24,394	49,782	468,366	542,542	-	1,811	77,197	79,008	733	102,868	110,461	214,062	-	-	-	-	-	25,127	154,461	656,560	836,148	
Region X	25,233	31,578	403,717	460,528	-	13,706	60,284	73,990	-	2,375	61,515	63,890	2,347	623	-	2,970	-	27,580	48,282	533,722	609,584	
Region XI	14,601	-	658,974	673,575	-	-	2,093	2,093	-	-	2,494	2,494	-	-	-	-	-	14,601	-	663,561	678,162	
Region XII	22,663	37,988	370,261	430,912	59	16,923	83,119	100,101	47	595	93,680	94,322	-	-	-	-	-	22,769	55,506	547,060	625,335	
Region XIII	17,102	88,335	640,497	745,934	-	5,888	18,970	24,858	-	5,790	42,919	48,709	-	-	-	-	-	17,102	100,013	713,047	830,162	
<b>TOTAL</b>	<b>454,238</b>	<b>1,110,603</b>	<b>7,791,409</b>	<b>9,356,250</b>	<b>6,486</b>	<b>177,241</b>	<b>1,235,620</b>	<b>1,419,347</b>	<b>1,340</b>	<b>171,012</b>	<b>1,264,041</b>	<b>1,436,393</b>	<b>3,476</b>	<b>5,315</b>	<b>-</b>	<b>8,791</b>	<b>-</b>	<b>465,540</b>	<b>1,464,171</b>	<b>10,321,581</b>	<b>12,251,459</b>	

Prepared by:

  
**FARHA R. KARIM**  
 Accountant II


Date:

Checked by:

  
**CIPRIANO M. PUMANES**  
 OIC, Department Chief Accountant


Date:

Submitted by:

  
**ARISTEO O. REYES**  
 Director III, CFMS

Date:





Republic of the Philippines  
DEPARTMENT OF PUBLIC WORKS AND HIGHWAYS  
**OFFICE OF THE SECRETARY**  
Manila

October 14, 2013

**HON. FLORENCIO B. ABAD**

Secretary

Department of Budget and Management  
Malacañang, Manila

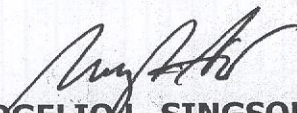
**Attention: Director Ma. Soledad G. Doloiras**  
Budget and Management Bureau "A"

Sir:

In compliance with the provision 5.1.5 of Joint Circular No. 2013-1 dated March 15, 2013, we are submitting the Consolidated Summary Report of Disbursements (ANNEX D) for All Funds for the 3<sup>rd</sup> Quarter Ending September 30, 2013.

Please acknowledge receipt hereof.


Very truly yours,


  
**ROGELIO L. SINGSON**  
Secretary

Department of Public Works and Highways  
Office of the Secretary



WIN3002427





Republic of the Philippines  
DEPARTMENT OF PUBLIC WORKS AND HIGHWAYS  
**OFFICE OF THE SECRETARY**  
Manila

October 14, 2013

**HON. FLORENCIO B. ABAD**

Secretary  
Department of Budget and Management  
Malacañang, Manila

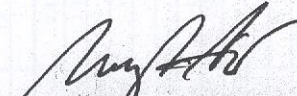
**Attention: Director Ma. Soledad G. Doloiras**  
Budget and Management Bureau "A"

Sir:

In compliance with the provision 5.1.5 of Joint Circular No. 2013-1 dated March 15, 2013, we are submitting the Consolidated Summary Report of Disbursements (ANNEX D) for All Funds for the 3<sup>rd</sup> Quarter Ending September 30, 2013.

Please acknowledge receipt hereof.


Very truly yours,

  
**ROGELIO L. SINGSON**  
Secretary

Department of Public Works and Highways  
Office of the Secretary



WIN3002427



CONSOLIDATED SUMMARY REPORT OF DISBURSEMENTS

For the Quarter Ending September 30, 2013

*(in thousand pesos)*

Department/Agency : Department of Public Works and Highways  
Fund : ALL FUNDS

PARTICULARS	CURRENT YEAR BUDGET				PRIOR YEAR'S BUDGET				PRIOR YEARS' OBLIGATIONS				TRUST LIABILITIES				OTHERS	TOTAL			
	PS	MOOE	CO	TOTAL	PS	MOOE	CO	TOTAL	PS	MOOE	CO	TOTAL	PS	MOOE	CO	TOTAL		PS	MOOE	CO	TOTAL
	(1)	(2)			(3)			(4)			(5)			(6)	(7)						
<b>3RD QUARTER-NCA</b>	<b>1,164,450</b>	<b>2,602,061</b>	<b>21,371,950</b>	<b>25,138,461</b>	<b>12,754</b>	<b>867,242</b>	<b>4,564,556</b>	<b>5,444,552</b>	<b>2,334</b>	<b>225,766</b>	<b>3,911,936</b>	<b>4,140,036</b>	<b>9,497</b>	<b>1,141</b>	<b>195,699</b>	<b>206,337</b>	<b>-</b>	<b>1,189,035</b>	<b>3,696,210</b>	<b>30,044,141</b>	<b>34,929,386</b>
RTDS Checks Issued	1,164,450	2,602,061	21,371,950	25,138,461	12,754	867,242	4,564,556	5,444,552	2,334	225,766	3,911,936	4,140,036	9,497	1,141	195,699	206,337	-	1,189,035	3,696,210	30,044,141	34,929,386
Central Office	133,675	309,940	1,963,443	2,407,058	12,628	29,595	392,042	434,265	78	3,312	475,229	478,619	8	6	22,167	22,181	-	146,389	342,853	2,852,881	3,342,123
NCR	60,340	203,833	1,846,405	2,110,578	-	36,754	458,623	495,377	-	33,609	347,561	381,170	-	-	31,256	31,256	-	60,340	274,196	2,683,845	3,018,381
CAR	62,916	99,471	893,832	1,056,219	-	26,386	172,059	198,445	-	16,982	74,143	91,125	-	-	2,927	2,927	-	62,916	142,839	1,142,961	1,348,716
Region I	59,740	125,922	948,087	1,133,749	-	39,190	198,634	237,824	-	107	161,506	161,613	-	-	-	-	-	59,740	165,219	1,308,227	1,533,186
Region II	59,859	106,173	748,450	914,482	1	50,176	194,154	244,331	118	2,118	235,851	238,087	-	-	-	-	-	59,978	158,467	1,178,455	1,396,900
Region III	86,171	209,165	1,531,209	1,826,545	12	165,812	626,661	792,485	572	30,386	480,061	511,019	-	-	2,540	2,540	-	86,755	405,363	2,640,471	3,132,589
Region IV-A	75,243	371,528	1,659,218	2,105,989	-	30,556	475,843	506,399	-	10,083	183,769	193,852	320	16	1,706	2,042	-	75,563	412,183	2,320,536	2,808,282
Region IV-B	55,325	94,581	856,874	1,006,780	69	6,842	75,012	81,923	-	8,887	135,851	144,738	-	-	-	-	-	55,394	110,310	1,067,737	1,233,441
Region V	88,675	159,378	1,240,123	1,488,176	-	116,606	454,172	570,778	-	27,603	196,869	224,472	-	-	-	-	-	88,675	303,587	1,932,347	2,324,609
Region VI	83,469	152,247	1,253,224	1,488,940	-	74,676	267,110	341,786	83	24,082	331,306	355,471	243	199	12,601	13,043	-	83,795	251,204	1,864,241	2,199,240
Region VII	68,695	157,954	1,084,540	1,311,189	44	31,321	164,686	196,051	36	11,079	166,084	177,199	-	-	4,888	4,888	-	68,775	200,354	1,420,198	1,689,327
Region VIII	71,948	130,591	1,264,526	1,467,065	-	28,702	135,190	163,892	-	10,948	110,293	121,241	7,004	639	26,504	34,147	-	78,952	170,880	1,536,513	1,786,345
Region IX	36,768	-	1,293,826	1,330,594	-	-	10,426	10,426	-	-	6,457	6,457	-	-	-	-	-	36,768	-	1,310,709	1,347,477
Region X	66,496	129,331	1,387,578	1,583,405	-	55,245	374,136	429,381	1,038	21,553	370,144	392,735	-	-	-	-	-	67,534	206,129	2,131,858	2,405,521
Region XI	51,826	184,454	1,568,481	1,804,761	-	55,005	137,838	192,843	-	7,447	41,171	48,618	-	-	49,857	49,857	-	51,826	246,906	1,797,347	2,096,079
Region XII	49,838	66,938	988,565	1,105,341	-	40,818	257,315	298,133	283	9,757	264,037	274,077	1,922	281	70	2,273	-	52,043	117,794	1,509,987	1,679,824
Region XIII	53,466	100,555	843,569	997,590	-	79,558	170,655	250,213	126	7,813	331,604	339,543	-	-	-	-	-	53,592	187,926	1,345,828	1,587,346
<b>Advice to Debit Account</b>	-	-	-	-	-	-	-	-	-	-	-	-	-	-	-	-	-	-	-	-	-
Central Office	-	-	-	-	-	-	-	-	-	-	-	-	-	-	-	-	-	-	-	-	-
NCR	-	-	-	-	-	-	-	-	-	-	-	-	-	-	-	-	-	-	-	-	-
CAR	-	-	-	-	-	-	-	-	-	-	-	-	-	-	-	-	-	-	-	-	-
Region I	-	-	-	-	-	-	-	-	-	-	-	-	-	-	-	-	-	-	-	-	-
Region II	-	-	-	-	-	-	-	-	-	-	-	-	-	-	-	-	-	-	-	-	-
Region III	-	-	-	-	-	-	-	-	-	-	-	-	-	-	-	-	-	-	-	-	-
Region IV-A	-	-	-	-	-	-	-	-	-	-	-	-	-	-	-	-	-	-	-	-	-
Region IV-B	-	-	-	-	-	-	-	-	-	-	-	-	-	-	-	-	-	-	-	-	-
Region V	-	-	-	-	-	-	-	-	-	-	-	-	-	-	-	-	-	-	-	-	-
Region VI	-	-	-	-	-	-	-	-	-	-	-	-	-	-	-	-	-	-	-	-	-
Region VII	-	-	-	-	-	-	-	-	-	-	-	-	-	-	-	-	-	-	-	-	-
Region VIII	-	-	-	-	-	-	-	-	-	-	-	-	-	-	-	-	-	-	-	-	-
Region IX	-	-	-	-	-	-	-	-	-	-	-	-	-	-	-	-	-	-	-	-	-
Region X	-	-	-	-	-	-	-	-	-	-	-	-	-	-	-	-	-	-	-	-	-
Region XI	-	-	-	-	-	-	-	-	-	-	-	-	-	-	-	-	-	-	-	-	-
Region XII	-	-	-	-	-	-	-	-	-	-	-	-	-	-	-	-	-	-	-	-	-
Region XIII	-	-	-	-	-	-	-	-	-	-	-	-	-	-	-	-	-	-	-	-	-

CONSOLIDATED SUMMARY REPORT OF DISBURSEMENTS

For the Quarter Ending September 30, 2013

(in thousand pesos)

Annex "

Department/Agency : Department of Public Works and Highways  
Fund : ALL FUNDS

PARTICULARS	CURRENT YEAR BUDGET				PRIOR YEAR'S BUDGET				PRIOR YEARS' OBLIGATIONS				TRUST LIABILITIES				OTHERS	TOTAL			
	PS	MOOE	CO	TOTAL	PS	MOOE	CO	TOTAL	PS	MOOE	CO	TOTAL	PS	MOOE	CO	TOTAL		PS	MOOE	CO	TOTAL
(1)	(2)				(3)				(4)				(5)				(6)	(7)			
TRA ISSUED	114,406	131,871	1,346,453	1,592,730	15	42,032	309,991	352,038	66	12,110	238,061	250,237	415	961	11,093	12,469	-	114,902	186,974	1,905,598	2,207,474
Central Office	14,835	10,214	71,565	96,614	-	345	31,377	31,722	-	12	14,939	14,951	-	-	312	312	-	14,835	10,571	118,193	143,599
NCR	5,880	9,235	143,866	158,981	-	1,663	18,917	20,580	-	762	13,474	14,236	-	-	-	-	-	5,880	11,660	176,257	193,797
CAR	3,806	12,085	52,385	68,276	1	1,588	10,775	12,364	-	404	5,823	6,227	-	-	-	-	-	3,807	14,077	68,983	86,867
Region I	6,047	6,462	64,240	76,749	-	2,024	13,263	15,287	-	-	7,441	7,441	-	-	-	-	-	6,047	8,486	84,944	99,477
Region II	6,137	5,812	50,754	62,703	-	2,891	8,628	11,519	-	105	13,257	13,362	-	-	-	-	-	6,137	8,808	72,639	87,584
Region III	8,742	11,838	102,732	123,312	-	10,846	44,801	55,647	2	1,690	28,989	30,681	-	-	-	-	-	8,744	24,374	176,522	209,640
Region IV-A	7,531	24,436	131,209	163,176	-	2,167	27,697	29,864	-	677	8,665	9,342	-	-	-	-	-	7,531	27,280	167,571	202,382
Region IV-B	5,194	4,045	41,895	51,134	-	190	6,124	6,314	-	456	6,494	6,950	-	-	-	-	-	5,194	4,691	54,513	64,398
Region V	8,290	5,965	80,882	95,137	-	2,317	43,157	45,474	-	2,811	13,480	16,291	-	-	512	512	-	8,290	11,093	138,031	157,414
Region VI	5,898	6,248	77,601	89,747	-	3,731	24,217	27,948	1	1,443	28,623	30,067	22	12	-	34	-	5,921	11,434	130,441	147,796
Region VII	7,238	8,957	82,683	98,878	14	1,882	5,860	7,756	-	505	17,147	17,652	-	-	346	346	-	7,252	11,344	106,036	124,632
Region VIII	7,562	6,228	81,661	95,451	-	1,661	9,359	11,020	-	367	13,035	13,402	393	949	9,516	10,858	-	7,955	9,205	113,571	130,731
Region IX	4,807	-	57,294	62,101	-	-	1,962	1,962	-	-	1,366	1,366	-	-	-	-	-	4,807	-	60,622	65,429
Region X	7,139	2,922	83,671	93,732	-	3,871	23,019	26,890	56	1,403	18,278	19,737	-	-	-	-	-	7,195	8,196	124,968	140,359
Region XI	5,609	9,421	105,376	120,406	-	3,469	8,150	11,619	-	144	2,771	2,915	-	-	407	407	-	5,609	13,034	116,704	135,347
Region XII	4,634	2,940	64,608	72,182	-	1,741	19,770	21,511	7	1,183	16,508	17,698	-	-	-	-	-	4,641	5,864	100,886	111,391
Region XIII	5,057	5,063	54,031	64,151	-	1,646	12,915	14,561	-	148	27,771	27,919	-	-	-	-	-	5,057	6,857	94,717	106,631
NCAA	-	-	1,008,766	1,008,766	-	-	-	-	-	-	-	-	-	-	-	-	-	-	-	1,008,766	1,008,766
Central Office	-	-	1,008,766	1,008,766	-	-	-	-	-	-	-	-	-	-	-	-	-	-	-	1,008,766	1,008,766
NCR	-	-	-	-	-	-	-	-	-	-	-	-	-	-	-	-	-	-	-	-	-
CAR	-	-	-	-	-	-	-	-	-	-	-	-	-	-	-	-	-	-	-	-	-
Region I	-	-	-	-	-	-	-	-	-	-	-	-	-	-	-	-	-	-	-	-	-
Region II	-	-	-	-	-	-	-	-	-	-	-	-	-	-	-	-	-	-	-	-	-
Region III	-	-	-	-	-	-	-	-	-	-	-	-	-	-	-	-	-	-	-	-	-
Region IV-A	-	-	-	-	-	-	-	-	-	-	-	-	-	-	-	-	-	-	-	-	-
Region IV-B	-	-	-	-	-	-	-	-	-	-	-	-	-	-	-	-	-	-	-	-	-
Region V	-	-	-	-	-	-	-	-	-	-	-	-	-	-	-	-	-	-	-	-	-
Region VI	-	-	-	-	-	-	-	-	-	-	-	-	-	-	-	-	-	-	-	-	-
Region VII	-	-	-	-	-	-	-	-	-	-	-	-	-	-	-	-	-	-	-	-	-
Region VIII	-	-	-	-	-	-	-	-	-	-	-	-	-	-	-	-	-	-	-	-	-
Region IX	-	-	-	-	-	-	-	-	-	-	-	-	-	-	-	-	-	-	-	-	-
Region X	-	-	-	-	-	-	-	-	-	-	-	-	-	-	-	-	-	-	-	-	-
Region XI	-	-	-	-	-	-	-	-	-	-	-	-	-	-	-	-	-	-	-	-	-
Region XII	-	-	-	-	-	-	-	-	-	-	-	-	-	-	-	-	-	-	-	-	-
Region XIII	-	-	-	-	-	-	-	-	-	-	-	-	-	-	-	-	-	-	-	-	-

CONSOLIDATED SUMMARY REPORT OF DISBURSEMENTS

For the Quarter Ending September 30, 2013


(in thousand pesos)

Annex

Department/Agency : Department of Public Works and Highways  
Fund : ALL FUNDS

PARTICULARS	CURRENT YEAR BUDGET				PRIOR YEAR'S BUDGET				PRIOR YEARS' OBLIGATIONS				TRUST LIABILITIES				OTHERS	TOTAL			
	PS	MOOE	CO	TOTAL	PS	MOOE	CO	TOTAL	PS	MOOE	CO	TOTAL	PS	MOOE	CO	TOTAL		PS	MOOE	CO	TOTAL
(1)	(2)				(3)				(4)				(5)				(6)	(7)			
TOTAL - CO/ROs	1,278,856	2,733,932	23,727,169	27,739,957	12,769	909,274	4,874,547	5,796,590	2,400	237,876	4,149,997	4,390,273	9,912	2,102	70	12,084	-	1,303,937	3,883,184	32,958,505	38,145,626
Central Office	148,510	320,154	3,043,774	3,512,438	12,628	29,940	423,419	465,987	78	3,324	490,168	493,570	8	6	-	14	-	161,224	353,424	3,957,361	4,494,488
NCR	66,220	213,068	1,990,271	2,269,559	-	38,417	477,540	515,957	-	34,371	361,035	395,406	-	-	-	-	-	66,220	285,856	2,860,102	3,212,178
CAR	66,722	111,556	946,217	1,124,495	1	27,974	182,834	210,809	-	17,386	79,966	97,352	-	-	-	-	-	66,723	156,916	1,209,017	1,435,583
Region I	65,787	132,384	1,012,327	1,210,498	-	41,214	211,897	253,111	-	107	168,947	169,054	-	-	-	-	-	65,787	173,705	1,393,171	1,632,663
Region II	65,996	111,985	799,204	977,185	1	53,067	202,782	255,850	118	2,223	249,108	251,449	-	-	-	-	-	66,115	167,275	1,251,094	1,484,484
Region III	94,913	221,003	1,633,941	1,949,857	12	176,658	671,462	848,132	574	32,076	509,050	541,700	-	-	-	-	-	95,499	429,737	2,816,993	3,342,229
Region IV-A	82,774	395,964	1,790,427	2,269,165	-	32,723	503,540	536,263	-	10,760	192,434	203,194	320	16	-	336	-	83,094	439,463	2,486,401	3,010,664
Region IV-B	60,519	98,626	898,769	1,057,914	69	7,032	81,136	88,237	-	9,343	142,345	151,688	-	-	-	-	-	60,588	115,001	1,122,250	1,297,839
Region V	96,965	165,343	1,321,005	1,583,313	-	118,923	497,329	616,252	-	30,414	210,349	240,763	-	-	-	-	-	96,965	314,680	2,070,378	2,482,023
Region VI	89,367	158,495	1,330,825	1,578,687	-	78,407	291,327	369,734	84	25,525	359,929	385,538	265	211	-	476	-	89,716	262,638	1,994,682	2,347,036
Region VII	75,933	166,911	1,167,223	1,410,067	58	33,203	170,546	203,807	36	11,584	183,231	194,851	-	-	-	-	-	76,027	211,698	1,526,234	1,813,959
Region VIII	79,510	136,819	1,346,187	1,562,516	-	30,363	144,549	174,912	-	11,315	123,328	134,643	7,397	1,588	-	8,985	-	86,907	180,085	1,650,084	1,917,076
Region IX	41,575	-	1,351,120	1,392,695	-	-	12,388	12,388	-	-	7,823	7,823	-	-	-	-	-	41,575	-	1,371,331	1,412,906
Region X	73,635	132,253	1,471,249	1,677,137	-	59,116	397,155	456,271	1,094	22,956	388,422	412,472	-	-	-	-	-	74,729	214,325	2,256,826	2,545,880
Region XI	57,435	193,875	1,673,857	1,925,167	-	58,474	145,988	204,462	-	7,591	43,942	51,533	-	-	-	-	-	57,435	259,940	1,914,051	2,231,426
Region XII	54,472	69,878	1,053,173	1,177,523	-	42,559	277,085	319,644	290	10,940	280,545	291,775	1,922	281	70	2,273	-	56,684	123,658	1,610,873	1,791,215
Region XIII	58,523	105,618	897,600	1,061,741	-	81,204	183,570	264,774	126	7,961	359,375	367,462	-	-	-	-	-	58,649	194,783	1,440,545	1,693,977
<b>TOTAL-3RD QUARTER</b>	<b>1,278,856</b>	<b>2,733,932</b>	<b>23,727,169</b>	<b>27,739,957</b>	<b>12,769</b>	<b>909,274</b>	<b>4,874,547</b>	<b>5,796,590</b>	<b>2,400</b>	<b>237,876</b>	<b>4,149,997</b>	<b>4,390,273</b>	<b>9,912</b>	<b>2,102</b>	<b>70</b>	<b>12,084</b>	<b>-</b>	<b>1,303,937</b>	<b>3,883,184</b>	<b>32,931,393</b>	<b>38,145,626</b>


Prepared by:

  
FARHA K. KARIM  
Accountant II

Date:


10/14/13

Checked by:


  
CIPRIANO M. PUMANES  
OIC, Department Chief Accountant

Date:

Submitted by:

  
ARISTEO O. REYES  
Director III, CFMS

Date:



Republic of the Philippines  
DEPARTMENT OF PUBLIC WORKS AND HIGHWAYS  
**OFFICE OF THE SECRETARY**  
Manila

September 10, 2013

**HON. FLORENCIO B. ABAD**  
Secretary  
Department of Budget and Management  
Malacañang, Manila

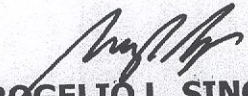
**Attention: Director Ma. Soledad G. Doloiras**  
Budget and Management Bureau "A"

Sir:


In compliance with the provision of 4.5.3 National Budget Circular No. 528 dated January 03, 2011, we are submitting the Consolidated Report of Disbursements (BAR No. 5) for All Funds for the month of August 2013.

Please acknowledge receipt hereof.

Very truly yours,

  
**ROGELIO L. SINGSON**  
Secretary

Department of Public Works and Highways  
Office of the Secretary



WIN3002385

DEPT OF BUDGET & MGMT BMB-A

  
SEP 13 2013 PM 1:46 RQUD

027481

September 10, 2013

**HON. FLORENCIO B. ABAD**

Secretary  
Department of Budget and Management  
Malacañang, Manila

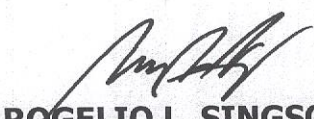
**Attention: Director Ma. Soledad G. Doloiras**  
Budget and Management Bureau "A"


Sir:

In compliance with the provision of 4.5.3 National Budget Circular No. 528 dated January 03, 2011, we are submitting the Consolidated Report of Disbursements (BAR No. 5) for All Funds for the month of August 2013.

Please acknowledge receipt hereof.

Very truly yours,

  
**ROGELIO L. SINGSON**  
Secretary



CONSOLIDATED REPORT OF DISBURSEMENTS  
For the month of August 2013  
(in thousand pesos)

Annex "A

Department/Agency : Department of Public Works and Highways  
Fund : ALL FUNDS

PARTICULARS (1)	CURRENT YEAR BUDGET (2)				PRIOR YEAR'S BUDGET (3)				PRIOR YEARS' OBLIGATIONS (4)				TRUST LIABILITIES (5)				OTHERS (6)	TOTAL (7)			
	PS	MOOE	CO	TOTAL	PS	MOOE	CO	TOTAL	PS	MOOE	CO	TOTAL	PS	MOOE	CO	TOTAL		PS	MOOE	CO	TOTAL
<b>NOTICE OF CASH ALLOCATION</b>	394,111	854,602	6,266,951	7,515,664	4,211	275,650	1,541,774	1,821,635	576	57,182	1,360,640	1,418,398	3,198	426	63,578	67,202	-	402,096	1,187,860	9,232,943	10,822,899
<b>MDS Checks Issued</b>	394,111	854,602	6,266,951	7,515,664	4,211	275,650	1,541,774	1,821,635	576	57,182	1,360,640	1,418,398	3,198	426	63,578	67,202	-	402,096	1,187,860	9,232,943	10,822,899
Central Office	58,422	114,684	267,234	440,340	4,120	2,799	113,196	120,115	-	194	258,632	258,826	8	6	7,944	7,958	-	62,550	117,683	647,006	827,239
NCR	18,199	48,452	481,265	547,916	-	3,089	172,715	175,804	-	1,434	74,166	75,600	-	-	11,418	11,418	-	18,199	52,975	739,564	810,738
CAR	21,167	45,576	305,064	371,807	-	13,623	85,079	98,702	-	2,685	21,071	23,756	-	-	-	-	-	21,167	61,884	411,214	494,265
Region I	19,674	50,169	303,002	372,845	-	37,502	55,384	92,886	-	107	50,903	51,010	-	-	-	-	-	19,674	87,778	409,289	516,741
Region II	20,390	38,582	288,242	347,214	-	6,065	80,889	86,954	-	14	90,664	90,678	-	-	-	-	-	20,390	44,661	459,795	524,846
Region III	29,114	107,985	513,095	650,194	-	33,124	212,180	245,304	249	10,057	132,784	143,090	-	-	325	325	-	29,363	151,166	858,384	1,038,913
Region IV-A	24,889	107,763	449,092	581,744	-	13,384	211,647	225,031	-	9,263	63,243	72,506	-	-	-	-	-	24,889	130,410	723,982	879,281
Region IV-B	18,979	37,924	256,481	313,384	69	4,752	11,176	15,997	-	2,652	32,654	35,306	-	-	-	-	-	19,048	45,328	300,311	364,687
Region V	27,737	47,315	360,983	436,035	-	72,103	144,724	216,827	-	1,488	108,243	109,731	-	-	18,429	18,429	-	27,737	120,906	632,379	781,022
Region VI	26,512	47,529	420,676	494,717	-	17,979	87,000	104,979	-	1,928	87,006	88,934	231	115	3,973	4,319	-	26,743	67,551	598,655	692,949
Region VII	22,538	33,281	309,004	364,823	22	8,974	42,029	51,025	36	478	61,273	61,787	-	-	356	356	-	22,596	42,733	412,662	477,991
Region VIII	22,315	37,560	423,660	483,535	-	12,059	52,385	64,444	-	2,606	30,571	33,177	2,281	124	9,864	12,269	-	24,596	52,349	516,480	593,425
Region IX	11,376	-	356,892	368,268	-	-	7,584	7,584	-	-	3,342	3,342	-	-	-	-	-	11,376	-	367,818	379,194
Region X	21,952	48,350	463,472	533,774	-	12,240	124,542	136,782	66	16,545	121,633	138,244	-	-	-	-	-	22,018	77,135	709,647	808,800
Region XI	16,927	39,058	526,620	582,605	-	4,851	32,665	37,516	-	2,907	6,330	9,237	-	-	11,269	11,269	-	16,927	46,816	576,884	640,627
Region XII	15,898	20,099	261,995	297,992	-	10,999	51,790	62,789	166	1,801	96,447	98,414	678	181	-	859	-	16,742	33,080	410,232	460,054
Region XIII	18,022	30,275	280,174	328,471	-	22,107	56,789	78,896	59	3,023	121,678	124,760	-	-	-	-	-	18,081	55,405	458,641	532,127
<b>Advice to Debit Account</b>	-	-	-	-	-	-	-	-	-	-	-	-	-	-	-	-	-	-	-	-	-
Central Office	-	-	-	-	-	-	-	-	-	-	-	-	-	-	-	-	-	-	-	-	-
NCR	-	-	-	-	-	-	-	-	-	-	-	-	-	-	-	-	-	-	-	-	-
CAR	-	-	-	-	-	-	-	-	-	-	-	-	-	-	-	-	-	-	-	-	-
Region I	-	-	-	-	-	-	-	-	-	-	-	-	-	-	-	-	-	-	-	-	-
Region II	-	-	-	-	-	-	-	-	-	-	-	-	-	-	-	-	-	-	-	-	-
Region III	-	-	-	-	-	-	-	-	-	-	-	-	-	-	-	-	-	-	-	-	-
Region IV-A	-	-	-	-	-	-	-	-	-	-	-	-	-	-	-	-	-	-	-	-	-
Region IV-B	-	-	-	-	-	-	-	-	-	-	-	-	-	-	-	-	-	-	-	-	-
Region V	-	-	-	-	-	-	-	-	-	-	-	-	-	-	-	-	-	-	-	-	-
Region VI	-	-	-	-	-	-	-	-	-	-	-	-	-	-	-	-	-	-	-	-	-
Region VII	-	-	-	-	-	-	-	-	-	-	-	-	-	-	-	-	-	-	-	-	-
Region VIII	-	-	-	-	-	-	-	-	-	-	-	-	-	-	-	-	-	-	-	-	-
Region IX	-	-	-	-	-	-	-	-	-	-	-	-	-	-	-	-	-	-	-	-	-
Region X	-	-	-	-	-	-	-	-	-	-	-	-	-	-	-	-	-	-	-	-	-
Region XI	-	-	-	-	-	-	-	-	-	-	-	-	-	-	-	-	-	-	-	-	-
Region XII	-	-	-	-	-	-	-	-	-	-	-	-	-	-	-	-	-	-	-	-	-
Region XIII	-	-	-	-	-	-	-	-	-	-	-	-	-	-	-	-	-	-	-	-	-



CONSOLIDATED REPORT OF DISBURSEMENTS  
For the month of August 2013  
(in thousand pesos)

Annex "A"

Department/Agency : Department of Public Works and Highways  
Fund : ALL FUNDS

PARTICULARS (1)	CURRENT YEAR BUDGET (2)				PRIOR YEAR'S BUDGET (3)				PRIOR YEARS' OBLIGATIONS (4)				TRUST LIABILITIES (5)				OTHERS (6)	TOTAL (7)				REMARKS
	PS	MOOE	CO	TOTAL	PS	MOOE	CO	TOTAL	PS	MOOE	CO	TOTAL	PS	MOOE	CO	TOTAL		PS	MOOE	CO	TOTAL	
<b>TOTAL</b>	<b>40,561</b>	<b>42,805</b>	<b>437,031</b>	<b>520,397</b>	<b>7</b>	<b>14,301</b>	<b>110,577</b>	<b>124,885</b>	<b>15</b>	<b>4,231</b>	<b>70,901</b>	<b>75,147</b>	<b>19</b>	<b>6</b>	<b>323</b>	<b>348</b>	<b>-</b>	<b>40,602</b>	<b>61,343</b>	<b>618,832</b>	<b>720,777</b>	
<b>TOTAL</b>	<b>7,685</b>	<b>2,874</b>	<b>9,034</b>	<b>19,593</b>	<b>-</b>	<b>95</b>	<b>14,650</b>	<b>14,745</b>	<b>-</b>	<b>12</b>	<b>7,111</b>	<b>7,123</b>	<b>-</b>	<b>-</b>	<b>312</b>	<b>312</b>	<b>-</b>	<b>7,685</b>	<b>2,981</b>	<b>31,107</b>	<b>41,773</b>	
Central Office	1,779	2,243	36,437	40,459	-	171	8,085	8,256	-	436	4,243	4,679	-	-	-	-	-	1,779	2,850	48,765	53,394	
NCR	1,288	3,780	23,148	28,216	-	137	5,465	5,602	-	81	1,007	1,088	-	-	-	-	-	1,288	3,998	29,620	34,906	
CAR	2,017	1,467	18,715	22,199	-	2,004	5,430	7,434	-	-	1,602	1,602	-	-	-	-	-	2,017	3,471	25,747	31,235	
Region I	2,071	1,869	19,638	23,578	-	479	5,452	5,931	-	-	5,248	5,248	-	-	-	-	-	2,071	2,348	30,338	34,757	
Region II	3,019	5,616	37,803	46,438	-	4,045	19,667	23,712	-	1,066	9,259	10,325	-	-	-	-	-	3,019	10,727	66,729	80,475	
Region III	2,456	8,509	39,732	50,697	-	53	10,177	10,230	-	-	2,537	2,537	-	-	-	-	-	2,456	8,562	52,446	63,464	
Region IV-A	2,009	1,724	14,019	17,752	-	27	660	687	-	232	304	536	-	-	-	-	-	2,009	1,983	14,983	18,975	
Region IV-B	2,583	2,578	26,431	31,592	-	554	14,408	14,962	-	873	4,796	5,669	-	-	-	-	-	2,583	4,005	45,635	52,223	
Region V	2,399	2,938	37,644	42,981	-	1,091	4,481	5,572	-	375	7,506	7,881	19	6	-	25	-	2,418	4,410	49,631	56,459	
Region VI	2,317	1,938	28,156	32,411	7	1,199	1,875	3,081	-	21	6,085	6,106	-	-	-	-	-	2,324	3,158	36,116	41,598	
Region VII	2,355	1,886	31,181	35,422	-	605	3,110	3,715	-	24	1,873	1,897	-	-	-	-	-	2,355	2,515	36,164	41,034	
Region VIII	997	-	9,121	10,118	-	-	1,664	1,664	-	-	713	713	-	-	-	-	-	997	-	11,498	12,495	
Region IX	2,376	1,152	25,127	28,655	-	1,763	4,758	6,521	8	786	6,399	7,193	-	-	-	-	-	2,384	3,701	36,284	42,369	
Region X	1,986	1,828	40,630	44,444	-	156	1,959	2,115	-	19	406	425	-	-	11	11	-	1,986	2,003	43,006	46,995	
Region XI	1,546	1,386	20,287	23,219	-	740	3,101	3,841	7	281	3,129	3,417	-	-	-	-	-	1,553	2,407	26,517	30,477	
Region XII	1,678	1,017	19,928	22,623	-	1,182	5,635	6,817	-	25	8,683	8,708	-	-	-	-	-	1,678	2,224	34,246	38,148	
Region XIII	-	-	392,431	392,431	-	-	-	-	-	-	-	-	-	-	-	-	-	-	-	392,431	392,431	
<b>TOTAL</b>	<b>-</b>	<b>-</b>	<b>392,431</b>	<b>392,431</b>	<b>-</b>	<b>-</b>	<b>-</b>	<b>-</b>	<b>-</b>	<b>-</b>	<b>-</b>	<b>-</b>	<b>-</b>	<b>-</b>	<b>-</b>	<b>-</b>	<b>-</b>	<b>-</b>	<b>-</b>	<b>392,431</b>	<b>392,431</b>	
Central Office	-	-	392,431	392,431	-	-	-	-	-	-	-	-	-	-	-	-	-	-	-	-	-	-
NCR	-	-	-	-	-	-	-	-	-	-	-	-	-	-	-	-	-	-	-	-	-	-
CAR	-	-	-	-	-	-	-	-	-	-	-	-	-	-	-	-	-	-	-	-	-	-
Region I	-	-	-	-	-	-	-	-	-	-	-	-	-	-	-	-	-	-	-	-	-	-
Region II	-	-	-	-	-	-	-	-	-	-	-	-	-	-	-	-	-	-	-	-	-	-
Region III	-	-	-	-	-	-	-	-	-	-	-	-	-	-	-	-	-	-	-	-	-	-
Region IV-A	-	-	-	-	-	-	-	-	-	-	-	-	-	-	-	-	-	-	-	-	-	-
Region IV-B	-	-	-	-	-	-	-	-	-	-	-	-	-	-	-	-	-	-	-	-	-	-
Region V	-	-	-	-	-	-	-	-	-	-	-	-	-	-	-	-	-	-	-	-	-	-
Region VI	-	-	-	-	-	-	-	-	-	-	-	-	-	-	-	-	-	-	-	-	-	-
Region VII	-	-	-	-	-	-	-	-	-	-	-	-	-	-	-	-	-	-	-	-	-	-
Region VIII	-	-	-	-	-	-	-	-	-	-	-	-	-	-	-	-	-	-	-	-	-	-
Region IX	-	-	-	-	-	-	-	-	-	-	-	-	-	-	-	-	-	-	-	-	-	-
Region X	-	-	-	-	-	-	-	-	-	-	-	-	-	-	-	-	-	-	-	-	-	-
Region XI	-	-	-	-	-	-	-	-	-	-	-	-	-	-	-	-	-	-	-	-	-	-
Region XII	-	-	-	-	-	-	-	-	-	-	-	-	-	-	-	-	-	-	-	-	-	-
Region XIII	-	-	-	-	-	-	-	-	-	-	-	-	-	-	-	-	-	-	-	-	-	-


**CONSOLIDATED REPORT OF DISBURSEMENTS**  
For the month of August 2013  
(in thousand pesos)

Annex "A"


Department/Agency : **Department of Public Works and Highways**  
Fund : **ALL FUNDS**

PARTICULARS	CURRENT YEAR BUDGET				PRIOR YEAR'S BUDGET				PRIOR YEARS' OBLIGATIONS				TRUST LIABILITIES				OTHERS	TOTAL				REMARKS
	PS	MOOE	CO	TOTAL	PS	MOOE	CO	TOTAL	PS	MOOE	CO	TOTAL	PS	MOOE	CO	TOTAL		PS	MOOE	CO	TOTAL	
(1)	(2)				(3)				(4)				(5)				(6)	(7)				
<b>TOTAL - CO/R O's</b>	<b>434,672</b>	<b>897,407</b>	<b>7,096,413</b>	<b>8,428,492</b>	<b>4,218</b>	<b>289,951</b>	<b>1,652,351</b>	<b>1,946,520</b>	<b>591</b>	<b>61,413</b>	<b>1,431,541</b>	<b>1,493,545</b>	<b>3,217</b>	<b>432</b>	<b>-</b>	<b>3,649</b>	<b>-</b>	<b>442,698</b>	<b>1,249,203</b>	<b>10,244,206</b>	<b>11,936,107</b>	
Central Office	66,107	117,558	668,699	852,364	4,120	2,894	127,846	134,860	-	206	265,743	265,949	8	6	-	14	-	70,235	120,664	1,062,288	1,261,443	
NCR	19,978	50,695	517,702	588,375	-	3,260	180,800	184,060	-	1,870	78,409	80,279	-	-	-	-	-	19,978	55,825	788,329	864,132	
CAR	22,455	49,356	328,212	400,023	-	13,760	90,544	104,304	-	2,766	22,078	24,844	-	-	-	-	-	22,455	65,882	440,834	529,171	
Region I	21,691	51,636	321,717	395,044	-	39,506	60,814	100,320	-	107	52,505	52,612	-	-	-	-	-	21,691	91,249	435,036	547,976	
Region II	22,461	40,451	307,880	370,792	-	6,544	86,341	92,885	-	14	95,912	95,926	-	-	-	-	-	22,461	47,009	490,133	559,603	
Region III	32,133	113,601	550,898	696,632	-	37,169	231,847	269,016	249	11,123	142,043	153,415	-	-	-	-	-	32,382	161,893	925,113	1,119,388	
Region IV-A	27,345	116,272	488,824	632,441	-	13,437	221,824	235,261	-	9,263	65,780	75,043	-	-	-	-	-	27,345	138,972	776,428	942,745	
Region IV-B	20,988	39,648	270,500	331,136	69	4,779	11,836	16,684	-	2,884	32,958	35,842	-	-	-	-	-	21,057	47,311	315,294	383,662	
Region V	30,320	49,893	387,414	467,627	-	72,657	159,132	231,789	-	2,361	113,039	115,400	-	-	-	-	-	30,320	124,911	678,014	833,245	
Region VI	28,911	50,467	458,320	537,698	-	19,070	91,481	110,551	-	2,303	94,512	96,815	250	121	-	371	-	29,161	71,961	648,286	749,408	
Region VII	24,855	35,219	337,160	397,234	29	10,173	43,904	54,106	36	499	67,358	67,893	-	-	-	-	-	24,920	45,891	448,778	519,589	
Region VIII	24,670	39,446	454,841	518,957	-	12,664	55,495	68,159	-	2,630	32,444	35,074	2,281	124	-	2,405	-	26,951	54,864	552,644	634,459	
Region IX	12,373	-	366,013	378,386	-	-	9,248	9,248	-	-	4,055	4,055	-	-	-	-	-	12,373	-	379,316	391,689	
Region X	24,328	49,502	488,599	562,429	-	14,003	129,300	143,303	74	17,331	128,032	145,437	-	-	-	-	-	24,402	80,836	745,931	851,169	
Region XI	18,913	40,886	567,250	627,049	-	5,007	34,624	39,631	-	2,926	6,736	9,662	-	-	-	-	-	18,913	48,819	619,890	687,622	
Region XII	17,444	21,485	282,282	321,211	-	11,739	54,891	66,630	173	2,082	99,576	101,831	678	181	-	859	-	18,295	35,487	436,749	490,531	
Region XIII	19,700	31,292	300,102	351,094	-	23,289	62,424	85,713	59	3,048	130,361	133,468	-	-	-	-	-	19,759	57,629	492,887	570,275	
<b>TOTAL</b>	<b>434,672</b>	<b>897,407</b>	<b>7,096,413</b>	<b>8,428,492</b>	<b>4,218</b>	<b>289,951</b>	<b>1,652,351</b>	<b>1,946,520</b>	<b>591</b>	<b>61,413</b>	<b>1,431,541</b>	<b>1,493,545</b>	<b>3,217</b>	<b>432</b>	<b>-</b>	<b>3,649</b>	<b>-</b>	<b>442,698</b>	<b>1,249,203</b>	<b>10,235,950</b>	<b>11,936,107</b>	


Prepared by:


  
**FARHAN K. KARIM**  
Accountant II  
Date: 09/10/13

Checked by:

  
**CIPRIANO M. PUMANES**  
OIC, Department Chief Accountant  
Date: \_\_\_\_\_

Submitted by:

  
**ARISTEO O. REYES**  
Director III, CFMS  
Date: \_\_\_\_\_



Republic of the Philippines  
DEPARTMENT OF PUBLIC WORKS AND HIGHWAYS  
**OFFICE OF THE SECRETARY**  
Manila

August 16, 2013

**HON. FLORENCIO B. ABAD**  
Secretary  
Department of Budget and Management  
Malacañang, Manila

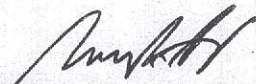
**Attention: Director Ma. Soledad G. Doloiras**  
Budget and Management Bureau "A"

Sir:

In compliance with the provision of 4.5.3 National Budget Circular No. 528 dated January 03, 2011, we are submitting the Consolidated Report of Disbursements (BAR No. 5) for All Funds for the month of July 2013.

Please acknowledge receipt hereof.

Very truly yours,


  
**ROGELIO L. SINGSON**  
Secretary

Department of Public Works and Highways  
Office of the Secretary



WIN3002363

DEPT OF BUDGET & MGMT BMB-A

AUG 28 2013 PM 2:24 

**CONSOLIDATED REPORT OF DISBURSEMENTS**  
For the month of July 2013  
(In thousand pesos)

Annex "A"

Department/Agency : Department of Public Works and Highways  
Fund : ALL FUNDS

PARTICULARS	CURRENT YEAR BUDGET				PRIOR YEAR'S BUDGET				PRIOR YEARS' OBLIGATIONS				TRUST LIABILITIES				OTHERS	TOTAL				REMARKS
	PS	MOOE	CO	TOTAL	PS	MOOE	CO	TOTAL	PS	MOOE	CO	TOTAL	PS	MOOE	CO	TOTAL		PS	MOOE	CO	TOTAL	
(1)	(2)				(3)				(4)				(5)				(6)	(7)				(8)
OFFICE OF CASH ALLOCATION	355,720	882,017	7,455,939	8,693,676	1	407,163	1,695,336	2,102,500	549	84,574	1,507,562	1,592,685	2,959	166	63,295	66,420	-	359,229	1,373,920	10,722,132	12,455,281	
ADS Checks Issued	355,720	882,017	7,455,939	8,693,676	1	407,163	1,695,336	2,102,500	549	84,574	1,507,562	1,592,685	2,959	166	63,295	66,420	-	359,229	1,373,920	10,722,132	12,455,281	
Central Office	12,584	28,417	454,689	495,690	-	22,654	124,789	147,443	-	-	95,487	95,487	-	-	14,223	14,223	-	12,584	51,071	689,188	752,843	
ICR	23,344	53,086	581,253	657,683	-	24,925	184,059	208,984	-	12,166	167,017	179,183	-	-	7,131	7,131	-	23,344	90,177	939,460	1,052,981	
AR	18,393	30,893	335,693	384,979	-	3,363	37,619	40,982	-	4,645	22,787	27,432	-	-	-	-	-	18,393	38,901	396,099	453,393	
Region I	19,735	36,278	284,497	340,510	-	636	58,969	59,605	-	-	89,068	89,068	-	-	-	-	-	19,735	36,914	432,534	489,183	
Region II	18,798	32,969	232,081	283,848	1	17,115	91,642	108,758	118	1,848	63,705	65,671	-	-	-	-	-	18,917	51,932	387,428	458,277	
Region III	28,852	43,139	585,238	657,229	-	109,948	276,725	386,673	169	13,520	217,207	230,896	-	-	307	307	-	29,021	166,607	1,079,477	1,275,105	
Region IV-A	25,163	182,816	701,530	909,509	-	8,233	149,767	158,000	-	589	74,675	75,264	-	-	-	-	-	25,163	191,638	925,972	1,142,773	
Region IV-B	18,264	40,208	279,880	338,352	-	2,070	27,734	29,804	-	4,050	66,671	70,721	-	-	-	-	-	18,264	46,328	374,285	438,877	
Region V	28,256	71,830	574,745	674,831	-	27,417	176,102	203,519	-	17,016	73,260	90,276	-	-	2,698	2,698	-	28,256	116,263	826,805	971,324	
Region VI	28,310	54,619	445,908	528,837	-	39,070	113,043	152,113	83	10,971	208,459	219,513	3	-	8,607	8,610	-	28,396	104,660	776,017	909,073	
Region VII	22,942	64,713	425,356	513,011	-	22,147	63,979	86,126	-	5,905	73,831	79,736	-	-	2,829	2,829	-	22,942	92,765	565,995	681,702	
Region VIII	25,455	49,036	479,933	554,424	-	9,309	33,303	42,612	-	4,905	36,610	41,515	2,348	166	8,931	11,445	-	27,803	63,416	558,777	649,996	
Region IX	12,696	-	401,885	414,581	-	-	1,219	1,219	-	-	1,336	1,336	-	-	-	-	-	12,696	-	404,440	417,136	
Region X	21,719	54,496	475,470	551,685	-	32,078	151,886	183,964	55	2,624	106,973	109,652	-	-	-	-	-	21,774	89,198	734,329	845,301	
Region XI	16,889	81,072	608,220	706,181	-	47,889	80,028	127,917	-	603	24,825	25,428	-	-	18,510	18,510	-	16,889	129,564	731,583	878,036	
Region XII	16,456	22,698	305,100	344,254	-	19,694	50,954	70,648	57	2,816	75,577	78,450	608	-	59	667	-	17,121	45,208	431,690	494,019	
Region XIII	17,864	35,747	284,461	338,072	-	20,615	73,518	94,133	67	2,916	110,074	113,057	-	-	-	-	-	17,931	59,278	468,053	545,262	
Device to Debit Account	-	-	-	-	-	-	-	-	-	-	-	-	-	-	-	-	-	-	-	-	-	-
Central Office	-	-	-	-	-	-	-	-	-	-	-	-	-	-	-	-	-	-	-	-	-	-
ICR	-	-	-	-	-	-	-	-	-	-	-	-	-	-	-	-	-	-	-	-	-	-
AR	-	-	-	-	-	-	-	-	-	-	-	-	-	-	-	-	-	-	-	-	-	-
Region I	-	-	-	-	-	-	-	-	-	-	-	-	-	-	-	-	-	-	-	-	-	-
Region II	-	-	-	-	-	-	-	-	-	-	-	-	-	-	-	-	-	-	-	-	-	-
Region III	-	-	-	-	-	-	-	-	-	-	-	-	-	-	-	-	-	-	-	-	-	-
Region IV-A	-	-	-	-	-	-	-	-	-	-	-	-	-	-	-	-	-	-	-	-	-	-
Region IV-B	-	-	-	-	-	-	-	-	-	-	-	-	-	-	-	-	-	-	-	-	-	-
Region V	-	-	-	-	-	-	-	-	-	-	-	-	-	-	-	-	-	-	-	-	-	-
Region VI	-	-	-	-	-	-	-	-	-	-	-	-	-	-	-	-	-	-	-	-	-	-
Region VII	-	-	-	-	-	-	-	-	-	-	-	-	-	-	-	-	-	-	-	-	-	-
Region VIII	-	-	-	-	-	-	-	-	-	-	-	-	-	-	-	-	-	-	-	-	-	-
Region IX	-	-	-	-	-	-	-	-	-	-	-	-	-	-	-	-	-	-	-	-	-	-
Region X	-	-	-	-	-	-	-	-	-	-	-	-	-	-	-	-	-	-	-	-	-	-
Region XI	-	-	-	-	-	-	-	-	-	-	-	-	-	-	-	-	-	-	-	-	-	-
Region XII	-	-	-	-	-	-	-	-	-	-	-	-	-	-	-	-	-	-	-	-	-	-
Region XIII	-	-	-	-	-	-	-	-	-	-	-	-	-	-	-	-	-	-	-	-	-	-

**CONSOLIDATED REPORT OF DISBURSEMENTS**  
For the month of July 2013  
(in thousand pesos)

Annex "A"

Department/Agency : **Department of Public Works and Highways**  
Fund : **ALL FUNDS**

PARTICULARS	CURRENT YEAR BUDGET				PRIOR YEAR'S BUDGET				PRIOR YEARS' OBLIGATIONS				TRUST LIABILITIES				OTHERS	TOTAL				REMARKS
	PS	MOOE	CO	TOTAL	PS	MOOE	CO	TOTAL	PS	MOOE	CO	TOTAL	PS	MOOE	CO	TOTAL		PS	MOOE	CO	TOTAL	
(1)	(2)				(3)				(4)				(5)				(6)	(7)				(8)
<b>TRA ISSUED</b>	<b>34,281</b>	<b>47,973</b>	<b>456,911</b>	<b>539,165</b>	-	<b>18,654</b>	<b>104,040</b>	<b>122,694</b>	<b>3</b>	<b>4,624</b>	<b>115,985</b>	<b>120,612</b>	<b>197</b>	<b>441</b>	<b>4,182</b>	<b>4,820</b>	-	<b>34,481</b>	<b>71,692</b>	<b>681,118</b>	<b>787,291</b>	
Central Office	1,483	3,762	28,645	33,890	-	142	3,569	3,711	-	-	7,828	7,828	-	-	-	-	-	1,483	3,904	40,042	45,429	
Region I	1,957	2,190	39,893	44,040	-	1,492	10,832	12,324	-	326	9,231	9,557	-	-	-	-	-	1,957	4,008	59,956	65,921	
Region II	1,197	7,292	19,366	27,855	-	481	2,363	2,844	-	161	2,642	2,803	-	-	-	-	-	1,197	7,934	24,371	33,502	
Region III	2,009	2,265	22,042	26,316	-	16	2,951	2,967	-	-	5,204	5,204	-	-	-	-	-	2,009	2,281	30,197	34,487	
Region IV-A	1,933	2,066	15,200	19,199	-	638	1,868	2,506	-	100	3,874	3,974	-	-	-	-	-	1,933	2,804	20,942	25,679	
Region IV-B	2,776	2,016	37,469	42,261	-	5,331	16,865	22,196	2	164	12,076	12,242	-	-	-	-	-	2,778	7,511	66,410	76,699	
Region V	2,473	11,231	54,382	68,086	-	608	7,889	8,497	-	39	2,827	2,866	-	-	-	-	-	2,473	11,878	65,098	79,449	
Region VI	1,481	1,367	10,719	13,567	-	157	2,543	2,700	-	140	4,289	4,429	-	-	-	-	-	1,481	1,664	17,551	20,696	
Region VII	2,759	1,861	33,469	38,089	-	1,732	19,458	21,190	-	1,346	7,513	8,859	-	-	4	4	-	2,034	4,997	46,977	54,008	
Region VIII	2,033	2,054	23,598	27,685	-	2,130	9,138	11,268	1	813	14,241	15,055	-	-	-	-	-	2,034	4,997	41,191	47,368	
Region IX	2,537	3,179	29,924	35,640	-	88	2,589	2,677	-	373	8,332	8,705	-	-	346	346	-	2,537	3,640	44,601	50,944	
Region X	2,525	2,503	29,267	34,295	-	508	2,546	3,054	-	169	9,144	9,313	197	441	3,644	4,282	-	2,722	3,621	44,601	50,944	
Region XI	1,905	-	19,756	21,661	-	-	122	122	-	-	268	268	-	-	-	-	-	1,905	-	20,146	22,051	
Region XII	2,329	1,120	29,156	32,605	-	1,427	8,416	9,843	-	145	8,374	8,519	-	-	-	-	-	2,329	2,692	45,946	50,967	
Region XIII	1,805	4,013	37,291	43,109	-	3,168	4,746	7,914	-	32	1,679	1,711	-	-	188	188	-	1,805	7,213	43,904	52,922	
NCAA	1,468	634	15,329	17,431	-	371	4,978	5,349	-	816	5,756	6,572	-	-	-	-	-	1,468	1,821	26,063	29,352	
Central Office	1,611	420	11,405	13,436	-	365	3,167	3,532	-	-	12,707	12,707	-	-	-	-	-	1,611	785	27,279	29,675	
NCAA	-	-	<b>388,844</b>	<b>388,844</b>	-	-	-	-	-	-	-	-	-	-	-	-	-	-	-	<b>388,844</b>	<b>388,844</b>	
Central Office	-	-	388,844	388,844	-	-	-	-	-	-	-	-	-	-	-	-	-	-	-	-	-	-
NCR	-	-	-	-	-	-	-	-	-	-	-	-	-	-	-	-	-	-	-	-	-	-
CAR	-	-	-	-	-	-	-	-	-	-	-	-	-	-	-	-	-	-	-	-	-	-
Region I	-	-	-	-	-	-	-	-	-	-	-	-	-	-	-	-	-	-	-	-	-	-
Region II	-	-	-	-	-	-	-	-	-	-	-	-	-	-	-	-	-	-	-	-	-	-
Region III	-	-	-	-	-	-	-	-	-	-	-	-	-	-	-	-	-	-	-	-	-	-
Region IV-A	-	-	-	-	-	-	-	-	-	-	-	-	-	-	-	-	-	-	-	-	-	-
Region IV-B	-	-	-	-	-	-	-	-	-	-	-	-	-	-	-	-	-	-	-	-	-	-
Region V	-	-	-	-	-	-	-	-	-	-	-	-	-	-	-	-	-	-	-	-	-	-
Region VI	-	-	-	-	-	-	-	-	-	-	-	-	-	-	-	-	-	-	-	-	-	-
Region VII	-	-	-	-	-	-	-	-	-	-	-	-	-	-	-	-	-	-	-	-	-	-
Region VIII	-	-	-	-	-	-	-	-	-	-	-	-	-	-	-	-	-	-	-	-	-	-
Region IX	-	-	-	-	-	-	-	-	-	-	-	-	-	-	-	-	-	-	-	-	-	-
Region X	-	-	-	-	-	-	-	-	-	-	-	-	-	-	-	-	-	-	-	-	-	-
Region XI	-	-	-	-	-	-	-	-	-	-	-	-	-	-	-	-	-	-	-	-	-	-
Region XII	-	-	-	-	-	-	-	-	-	-	-	-	-	-	-	-	-	-	-	-	-	-
Region XIII	-	-	-	-	-	-	-	-	-	-	-	-	-	-	-	-	-	-	-	-	-	-

**CONSOLIDATED REPORT OF DISBURSEMENTS**  
For the month of July 2013  
(in thousand pesos)

Annex "A"

Department/Agency : **Department of Public Works and Highways**  
Fund : **ALL FUNDS**


PARTICULARS (1)	CURRENT YEAR BUDGET (2)				PRIOR YEAR'S BUDGET (3)				PRIOR YEARS' OBLIGATIONS (4)				TRUST LIABILITIES (5)				OTHERS (6)	TOTAL (7)				REMARKS (8)
	PS	MOOE	CO	TOTAL	PS	MOOE	CO	TOTAL	PS	MOOE	CO	TOTAL	PS	MOOE	CO	TOTAL		PS	MOOE	CO	TOTAL	
<b>TOTAL - CO/ROs</b>	<b>390,001</b>	<b>929,990</b>	<b>8,301,694</b>	<b>9,621,685</b>	<b>1</b>	<b>425,817</b>	<b>1,799,376</b>	<b>2,225,194</b>	<b>552</b>	<b>89,198</b>	<b>1,623,547</b>	<b>1,713,297</b>	<b>3,156</b>	<b>607</b>	<b>59</b>	<b>3,822</b>	<b>-</b>	<b>393,710</b>	<b>1,445,612</b>	<b>11,792,094</b>	<b>13,631,416</b>	
Central Office	14,067	32,179	872,178	918,424	-	22,796	128,358	151,154	-	-	103,315	103,315	-	-	-	-	-	14,067	54,975	1,103,851	1,187,116	
Region I	25,301	55,276	621,146	701,723	-	26,417	194,891	221,308	-	12,492	176,248	188,740	-	-	-	-	-	25,301	94,185	999,416	1,118,902	
Region II	19,590	38,185	355,059	412,834	-	3,844	39,982	43,826	-	4,806	25,429	30,235	-	-	-	-	-	19,590	46,835	420,470	486,895	
Region III	21,744	38,543	306,539	366,826	-	652	61,920	62,572	-	-	94,272	94,272	-	-	-	-	-	21,744	39,195	462,731	523,670	
Region IV-A	20,731	35,035	247,281	303,047	1	17,753	93,510	111,264	118	1,948	67,579	69,645	-	-	-	-	-	31,799	174,118	1,145,887	1,351,804	
Region IV-B	31,628	45,155	622,707	699,490	-	115,279	293,590	408,869	171	13,684	229,283	243,138	-	-	-	-	-	27,636	203,516	991,070	1,222,222	
Region V	27,636	194,047	755,912	977,595	-	8,841	157,656	166,497	-	628	77,502	78,130	-	-	-	-	-	19,745	47,992	391,836	459,573	
Region VI	19,745	41,575	290,599	351,919	-	2,227	30,277	32,504	-	4,190	70,960	75,150	-	-	-	-	-	31,015	121,202	887,249	1,039,466	
Region VII	31,015	73,691	608,214	712,920	-	29,149	195,560	224,709	-	18,362	80,773	99,135	-	-	-	-	-	30,430	109,657	822,994	963,081	
Region VIII	30,343	56,673	469,506	556,522	-	41,200	122,181	163,381	84	11,784	222,700	234,568	-	-	-	-	-	25,479	96,405	607,186	729,070	
Region IX	25,479	67,892	455,280	548,651	-	22,235	66,568	88,803	-	6,278	82,163	88,441	-	-	-	-	-	30,525	67,037	603,378	700,940	
Region X	27,980	51,539	509,200	588,719	-	9,817	35,849	45,666	-	5,074	45,754	50,828	2,545	607	-	3,152	-	14,601	-	424,586	439,187	
Region XI	14,601	-	421,641	436,242	-	-	1,341	1,341	-	-	1,604	1,604	-	-	-	-	-	24,103	91,890	780,275	896,268	
Region XII	24,048	55,616	504,626	584,290	-	33,505	160,302	193,807	55	2,769	115,347	118,171	-	-	-	-	-	18,694	136,777	775,487	930,958	
Region XIII	18,694	85,085	645,511	749,290	-	51,057	84,774	135,831	-	635	26,504	27,139	-	-	-	-	-	18,589	47,029	457,753	523,371	
TOTAL	390,001	929,990	8,301,694	9,621,685	1	425,817	1,799,376	2,225,194	552	89,198	1,623,547	1,713,297	3,156	607	59	3,822	-	393,710	1,445,612	11,777,871	13,631,416	

Prepared by:

  
**FARHA K. KARIM**  
Accountant II


Date:

Checked by:

  
**TERESITA S. DE VERA**  
Department Chief Accountant

Date:

Submitted by:

  
**ARISTEDO O. REYES**  
Director III, CFMS

Date:

July 10, 2013

**HON. FLORENCIO B. ABAD**

Secretary  
Department of Budget and Management  
Malacañang, Manila

**Attention: Director Ma. Soledad G. Doloiras**  
Budget and Management Bureau "A"

Sir:


In compliance with the provision of 4.5.3 National Budget Circular No. 528 dated January 03, 2011, we are submitting the Consolidated Report of Disbursements (BAR No. 5) for All Funds for the month of June 2013.

Please acknowledge receipt hereof.

Very truly yours,

**ROGELIO L. SINGSON**

Secretary *m*



CONSOLIDATED REPORT OF DISBURSEMENTS  
For the month of June 2013  
(in thousand pesos)

Department/Agency: Department of Public Works and Highways  
Fund: ALL FUNDS

PARTICULARS (1)	CURRENT YEAR BUDGET (2)				PRIOR YEAR'S BUDGET (3)				PRIOR YEARS' OBLIGATIONS (4)				TRUST LIABILITIES (5)			OTHERS (6)	TOTAL (7)				
	PS	MOOE	CO	TOTAL	PS	MOOE	CO	TOTAL	PS	MOOE	CO	TOTAL	PS	MOOE	CO		TOTAL	PS	MOOE	CO	TOTAL
	OFFICE OF CASH ALLOCATION	460,720	667,697	6,835,381	7,963,798	36,994	376,896	1,766,841	2,180,731	3,311	193,216	2,121,176	2,317,703	3,917	1,113		24,337	29,367	-	504,942	1,238,922
IDS Checks Issued	460,720	667,697	6,835,381	7,963,798	36,994	376,896	1,766,841	2,180,731	3,311	193,216	2,121,176	2,317,703	3,917	1,113	24,337	29,367	-	504,942	1,238,922	10,747,735	12,491,599
Central Office	92,216	29,490	198,539	320,245	36,877	23,674	84,379	144,930	20	400	222,351	222,771	-	-	-	-	-	129,113	53,564	505,269	687,946
CR	26,652	113,993	561,473	702,118	-	32,136	126,789	158,925	7	91,338	258,702	350,047	-	-	1,390	1,390	-	23,780	46,841	333,638	404,259
AR	23,780	24,030	190,421	238,231	-	9,487	25,358	34,845	-	13,324	117,859	131,183	-	-	-	-	-	23,780	46,841	333,638	404,259
Region I	22,340	43,707	246,620	312,667	-	1,399	73,454	74,853	1,300	-	76,498	77,798	-	-	-	-	-	23,640	45,106	396,572	465,318
Region II	24,789	32,472	347,049	404,310	-	4,718	144,317	149,035	11	475	125,073	125,559	-	-	-	-	-	24,800	37,665	616,439	678,904
Region III	29,833	23,058	467,592	520,483	-	17,900	256,562	274,462	841	10,182	207,989	219,012	-	-	-	-	-	30,674	51,140	932,171	1,013,985
Region IV-A	18,728	117,794	757,652	894,174	-	144,786	174,705	319,491	-	11,138	70,714	81,852	-	-	-	-	-	18,728	273,718	1,003,071	1,295,517
Region IV-B	20,017	30,272	352,015	402,304	-	10,256	25,229	35,485	-	4,987	80,635	85,622	-	-	-	-	-	20,017	45,515	457,879	523,411
Region V	24,202	36,623	309,457	370,282	-	61,977	225,163	287,140	-	6,181	88,446	94,627	-	-	1,064	1,064	-	24,202	104,781	624,130	753,113
Region VI	25,927	29,365	541,906	597,198	-	10,067	134,204	144,271	-	9,795	131,085	140,880	141	-	6,905	7,046	-	26,068	49,227	814,100	889,395
Region VII	24,478	38,169	476,111	538,758	-	1,027	22,061	23,088	-	3,509	173,495	177,004	1,411	113	131	1,655	-	25,889	42,818	671,798	740,505
Region VIII	24,928	32,826	269,190	326,944	-	29,478	61,887	91,365	89	7,064	106,077	113,230	2,310	1,000	6,039	9,349	-	27,327	70,368	443,193	540,888
Region IX	12,696	-	554,047	566,743	-	-	1,681	1,681	-	-	1,842	1,842	-	-	-	-	-	12,696	-	557,570	570,266
Region X	25,452	27,634	473,584	526,670	117	16,154	199,175	215,446	405	253	155,018	155,676	-	-	6,601	6,601	-	25,974	44,041	834,378	904,393
Region XI	19,197	26,730	507,535	553,462	-	1,779	52,387	54,166	-	10,373	20,651	31,024	55	-	2,179	2,234	-	19,252	38,882	582,752	640,886
Region XII	15,636	20,874	370,469	406,979	-	9,518	65,837	75,355	565	16,083	104,624	121,272	-	-	-	-	-	16,201	46,475	540,930	603,606
Region XIII	29,849	40,660	211,721	282,230	-	2,540	93,653	96,193	73	8,114	180,117	188,304	-	-	-	-	-	29,922	51,314	485,491	566,727
Device to Debit Account	-	-	-	-	-	-	-	-	-	-	-	-	-	-	-	-	-	-	-	-	-
Central Office	-	-	-	-	-	-	-	-	-	-	-	-	-	-	-	-	-	-	-	-	-
CR	-	-	-	-	-	-	-	-	-	-	-	-	-	-	-	-	-	-	-	-	-
AR	-	-	-	-	-	-	-	-	-	-	-	-	-	-	-	-	-	-	-	-	-
Region I	-	-	-	-	-	-	-	-	-	-	-	-	-	-	-	-	-	-	-	-	-
Region II	-	-	-	-	-	-	-	-	-	-	-	-	-	-	-	-	-	-	-	-	-
Region III	-	-	-	-	-	-	-	-	-	-	-	-	-	-	-	-	-	-	-	-	-
Region IV-A	-	-	-	-	-	-	-	-	-	-	-	-	-	-	-	-	-	-	-	-	-
Region IV-B	-	-	-	-	-	-	-	-	-	-	-	-	-	-	-	-	-	-	-	-	-
Region V	-	-	-	-	-	-	-	-	-	-	-	-	-	-	-	-	-	-	-	-	-
Region VI	-	-	-	-	-	-	-	-	-	-	-	-	-	-	-	-	-	-	-	-	-
Region VII	-	-	-	-	-	-	-	-	-	-	-	-	-	-	-	-	-	-	-	-	-
Region VIII	-	-	-	-	-	-	-	-	-	-	-	-	-	-	-	-	-	-	-	-	-
Region IX	-	-	-	-	-	-	-	-	-	-	-	-	-	-	-	-	-	-	-	-	-
Region X	-	-	-	-	-	-	-	-	-	-	-	-	-	-	-	-	-	-	-	-	-
Region XI	-	-	-	-	-	-	-	-	-	-	-	-	-	-	-	-	-	-	-	-	-
Region XII	-	-	-	-	-	-	-	-	-	-	-	-	-	-	-	-	-	-	-	-	-
Region XIII	-	-	-	-	-	-	-	-	-	-	-	-	-	-	-	-	-	-	-	-	-



CONSOLIDATED REPORT OF DISBURSEMENTS  
For the month of June 2013  
(in thousand pesos)

Annex 1A1

Department/Agency : Department of Public Works and Highways  
Fund : ALL FUNDS

PARTICULARS (1)	CURRENT YEAR BUDGET (2)				PRIOR YEAR'S BUDGET (3)				PRIOR YEARS' OBLIGATIONS (4)				TRUST LIABILITIES (5)			OTHERS (6)	TOTAL (7)			REMARKS (8)		
	PS	MOOE	CO	TOTAL	PS	MOOE	CO	TOTAL	PS	MOOE	CO	TOTAL	PS	MOOE	CO		PS	MOOE	CO		TOTAL	
AA ISSUED	40,179	34,830	495,771	570,780	-	19,647	101,499	121,146	97	14,895	134,224	149,216	246	285	1,921	2,452	-	40,522	69,657	733,415	843,594	
Central Office	4,089	1,629	19,132	24,850	-	93	5,907	6,000	-	7	28,328	28,335	-	-	-	-	-	4,089	1,729	53,367	59,185	
CR	2,400	3,178	41,763	47,341	-	1,662	8,122	9,784	81	3,655	17,542	21,278	-	-	-	-	-	2,481	8,495	67,427	78,403	
AR	1,137	507	15,182	16,826	-	101	498	599	-	1,016	6,280	7,296	-	-	-	-	-	1,137	1,624	21,960	24,721	
Region I	1,975	1,182	23,148	26,305	-	44	3,206	3,250	-	-	4,362	4,362	-	-	-	-	-	1,975	1,226	30,716	33,917	
Region II	2,503	1,899	25,114	29,516	-	234	12,723	12,957	-	28	8,455	8,483	-	-	-	-	-	2,503	2,161	46,292	50,956	
Region III	2,988	1,465	34,363	38,816	-	1,283	16,195	17,478	-	299	11,872	12,171	-	-	-	-	-	2,988	3,047	62,430	68,465	
Region IV-A	2,172	8,010	50,339	60,521	-	10,284	14,577	24,861	-	832	4,427	5,259	-	-	-	-	-	2,172	19,126	69,343	90,641	
Region IV-B	1,932	1,758	16,995	20,685	-	734	1,854	2,588	-	777	3,724	4,501	-	-	-	-	-	1,932	3,269	22,573	27,774	
Region V	3,179	3,689	25,998	32,866	-	661	11,157	11,818	-	712	4,731	5,443	-	-	1	1	-	3,179	5,062	41,887	50,128	
Region VI	3,092	1,063	37,309	41,464	-	409	8,896	9,305	-	1,522	7,131	8,653	17	-	-	17	-	3,109	2,994	53,336	59,439	
Region VII	2,618	2,156	45,049	49,823	-	596	1,115	1,711	-	176	8,354	8,530	29	-	-	29	-	2,647	2,928	54,518	60,093	
Region VIII	2,777	3,604	18,448	24,829	-	1,529	4,082	5,611	16	4,746	347	5,109	199	285	1,364	1,848	-	2,992	10,164	24,241	37,397	
Region IX	1,905	-	33,011	34,916	-	-	204	204	-	-	447	447	-	-	-	-	-	1,905	-	33,662	35,567	
Region X	2,196	2,829	34,090	39,115	-	917	3,080	3,997	-	12	9,457	9,469	-	-	352	352	-	2,196	3,758	46,979	52,933	
Region XI	1,984	701	34,613	37,298	-	131	2,917	3,048	-	576	1,516	2,092	1	-	204	205	-	1,985	1,408	39,250	42,643	
Region XII	1,613	778	23,226	25,617	-	862	3,310	4,172	-	505	5,742	6,247	-	-	-	-	-	1,613	2,145	32,278	36,036	
Region XIII	1,619	382	17,991	19,992	-	107	3,656	3,763	-	32	11,509	11,541	-	-	-	-	-	1,619	521	33,156	35,296	
AA	-	-	302,687	302,687	-	-	-	-	-	-	-	-	-	-	-	-	-	-	-	302,687	302,687	
Central Office	-	-	302,687	302,687	-	-	-	-	-	-	-	-	-	-	-	-	-	-	-	302,687	302,687	
CR	-	-	-	-	-	-	-	-	-	-	-	-	-	-	-	-	-	-	-	-	-	
AR	-	-	-	-	-	-	-	-	-	-	-	-	-	-	-	-	-	-	-	-	-	
Region I	-	-	-	-	-	-	-	-	-	-	-	-	-	-	-	-	-	-	-	-	-	
Region II	-	-	-	-	-	-	-	-	-	-	-	-	-	-	-	-	-	-	-	-	-	
Region III	-	-	-	-	-	-	-	-	-	-	-	-	-	-	-	-	-	-	-	-	-	
Region IV-A	-	-	-	-	-	-	-	-	-	-	-	-	-	-	-	-	-	-	-	-	-	
Region IV-B	-	-	-	-	-	-	-	-	-	-	-	-	-	-	-	-	-	-	-	-	-	
Region V	-	-	-	-	-	-	-	-	-	-	-	-	-	-	-	-	-	-	-	-	-	
Region VI	-	-	-	-	-	-	-	-	-	-	-	-	-	-	-	-	-	-	-	-	-	
Region VII	-	-	-	-	-	-	-	-	-	-	-	-	-	-	-	-	-	-	-	-	-	
Region VIII	-	-	-	-	-	-	-	-	-	-	-	-	-	-	-	-	-	-	-	-	-	
Region IX	-	-	-	-	-	-	-	-	-	-	-	-	-	-	-	-	-	-	-	-	-	
Region X	-	-	-	-	-	-	-	-	-	-	-	-	-	-	-	-	-	-	-	-	-	
Region XI	-	-	-	-	-	-	-	-	-	-	-	-	-	-	-	-	-	-	-	-	-	
Region XII	-	-	-	-	-	-	-	-	-	-	-	-	-	-	-	-	-	-	-	-	-	
Region XIII	-	-	-	-	-	-	-	-	-	-	-	-	-	-	-	-	-	-	-	-	-	

**CONSOLIDATED REPORT OF DISBURSEMENTS**  
**For the month of June 2013**  
*(in thousand pesos)*

Annex "A"

Department/Agency: **Department of Public Works and Highways**  
 Fund: **ALL FUNDS**

PARTICULARS	CURRENT YEAR BUDGET				PRIOR YEAR'S BUDGET				PRIOR YEARS' OBLIGATIONS				TRUST LIABILITIES				OTHERS	TOTAL				REMARKS
	PS	MOOE	CO	TOTAL	PS	MOOE	CO	TOTAL	PS	MOOE	CO	TOTAL	PS	MOOE	CO	TOTAL		PS	MOOE	CO	TOTAL	
(1)	(2)				(3)				(4)				(5)				(6)	(7)				
<b>TOTAL - CO/R O's</b>	<b>500,899</b>	<b>702,527</b>	<b>7,633,839</b>	<b>8,837,265</b>	<b>36,994</b>	<b>396,543</b>	<b>1,868,340</b>	<b>2,301,877</b>	<b>3,408</b>	<b>208,111</b>	<b>2,255,400</b>	<b>2,466,919</b>	<b>4,163</b>	<b>1,398</b>	<b>-</b>	<b>5,561</b>	<b>-</b>	<b>545,464</b>	<b>1,308,579</b>	<b>11,783,837</b>	<b>13,637,880</b>	
Central Office	96,305	31,119	520,358	647,782	36,877	23,767	90,286	150,930	20	407	250,679	251,106	-	-	-	-	-	133,202	55,293	861,323	1,049,818	
ICR	29,052	117,171	603,236	749,459	-	33,798	134,911	168,709	88	94,993	276,244	371,325	-	-	-	-	-	29,140	245,962	1,015,781	1,290,883	
AR	24,917	24,537	205,603	255,057	-	9,588	25,856	35,444	-	14,340	124,139	138,479	-	-	-	-	-	24,917	48,465	355,598	428,980	
Region I	24,315	44,889	269,768	338,972	-	1,443	76,660	78,103	1,300	-	80,860	82,160	-	-	-	-	-	25,615	46,332	427,288	499,235	
Region II	27,292	34,371	372,163	433,826	-	4,952	157,040	161,992	11	503	133,528	134,042	-	-	-	-	-	27,303	39,826	662,731	729,860	
Region III	32,821	24,523	501,955	559,299	-	19,183	272,757	291,940	841	10,481	219,861	231,183	-	-	-	-	-	33,662	54,187	994,601	1,082,450	
Region IV-A	20,900	125,804	807,991	954,695	-	155,070	189,282	344,352	-	11,970	75,141	87,111	-	-	-	-	-	20,900	292,844	1,072,414	1,386,158	
Region IV-B	21,949	32,030	369,010	422,989	-	10,990	27,083	38,073	-	5,764	84,359	90,123	-	-	-	-	-	21,949	48,784	480,452	551,185	
Region V	27,381	40,312	335,455	403,148	-	62,638	236,320	298,958	-	6,893	93,177	100,070	-	-	-	-	-	27,381	109,843	666,017	803,241	
Region VI	29,019	30,428	579,215	638,662	-	10,476	143,100	153,576	-	11,317	138,216	149,533	158	-	-	158	-	29,177	52,221	867,436	948,834	
Region VII	27,096	40,325	521,160	588,581	-	1,623	23,176	24,799	-	3,685	181,849	185,534	1,440	113	-	1,553	-	28,536	45,746	726,316	800,598	
Region VIII	27,705	36,430	287,638	351,773	-	31,007	65,969	96,976	105	11,810	106,424	118,339	2,509	1,285	-	3,794	-	30,319	80,532	467,434	578,285	
Region IX	14,601	-	587,058	601,659	-	-	1,885	1,885	-	-	2,289	2,289	-	-	-	-	-	14,601	-	591,232	605,833	
Region X	27,648	30,463	507,674	565,785	117	17,071	202,255	219,443	405	265	164,475	165,145	-	-	-	-	-	28,170	47,799	881,357	957,326	
Region XI	21,181	27,431	542,148	590,760	-	1,910	55,304	57,214	-	10,949	22,167	33,116	56	-	-	56	-	21,237	40,290	622,002	683,529	
Region XII	17,249	21,652	393,695	432,596	-	10,380	69,147	79,527	565	16,588	110,366	127,519	-	-	-	-	-	17,814	48,620	573,208	639,642	
Region XIII	31,468	41,042	229,712	302,222	-	2,647	97,309	99,956	73	8,146	191,626	199,845	-	-	-	-	-	31,541	51,835	518,647	602,023	
<b>TOTAL</b>	<b>500,899</b>	<b>702,527</b>	<b>7,633,839</b>	<b>8,837,265</b>	<b>36,994</b>	<b>396,543</b>	<b>1,868,340</b>	<b>2,301,877</b>	<b>3,408</b>	<b>208,111</b>	<b>2,255,400</b>	<b>2,466,919</b>	<b>4,163</b>	<b>1,398</b>	<b>-</b>	<b>5,561</b>	<b>-</b>	<b>545,464</b>	<b>1,308,579</b>	<b>11,783,837</b>	<b>13,637,880</b>	

Prepared by:

  
**FARHA KARIM**  
 Accountant II


Date:

Checked by:


  
**TERESITA S. DE VERA**  
 Department Chief Accountant

Date:

Submitted by:

  
**ARISTEO O. REYES**  
 Director III, CFMS

Date:



Republic of the Philippines  
DEPARTMENT OF PUBLIC WORKS AND HIGHWAYS  
**OFFICE OF THE SECRETARY**  
Manila

June 10, 2013

**HON. FLORENCIO B. ABAD**  
Secretary  
Department of Budget and Management  
Malacañang, Manila

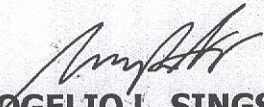
**Attention: Director Ma. Soledad G. Doloiras**  
Budget and Management Bureau "A"

Sir:

In compliance with the provision of 4.5.3 National Budget Circular No. 528 dated January 03, 2011, we are submitting the Consolidated Report of Disbursements (BAR No. 5) for All Funds for the month of May 2013.

Please acknowledge receipt hereof.

Very truly yours,

  
**ROGELIO L. SINGSON**  
Secretary

Department of Public Works and Highways  
Office of the Secretary



WIN3002275

DEPT OF BUDGET & MGMT BMB-A

JUN 13 2013 PM 1:03 RCUD

*abu*

CONSOLIDATED REPORT OF DISBURSEMENTS

For the month of May 2013

(in thousand pesos)

Anne

Department/Agency : Department of Public Works and Highways  
Fund : ALL FUNDS

PARTICULARS (1)	CURRENT YEAR BUDGET (2)				PRIOR YEAR'S BUDGET (3)				PRIOR YEARS' OBLIGATIONS (4)				TRUST LIABILITIES (5)				OTHERS (6)	TOTAL (7)			
	PS	MOOE	CO	TOTAL	PS	MOOE	CO	TOTAL	PS	MOOE	CO	TOTAL	PS	MOOE	CO	TOTAL		PS	MOOE	CO	TOTAL
<b>NOTICE OF CASH ALLOCATION</b>	<b>575,150</b>	<b>701,376</b>	<b>7,000,598</b>	<b>8,277,124</b>	<b>42,959</b>	<b>477,217</b>	<b>1,761,544</b>	<b>2,281,720</b>	<b>1,604</b>	<b>260,685</b>	<b>2,657,310</b>	<b>2,919,599</b>	<b>4,467</b>	<b>409</b>	<b>23,209</b>	<b>28,085</b>	-	<b>624,180</b>	<b>1,439,687</b>	<b>11,442,661</b>	<b>13,506,528</b>
MDS Checks Issued	575,150	701,376	7,000,598	8,277,124	42,959	477,217	1,761,544	2,281,720	1,604	260,685	2,657,310	2,919,599	4,467	409	23,209	28,085	-	624,180	1,439,687	11,442,661	13,506,528
Central Office	82,867	52,641	110,497	246,005	42,015	39,368	245,252	326,635	41	12,192	324,855	337,088	-	-	-	-	-	124,923	104,201	680,604	909,728
NCR	29,368	34,170	470,770	534,308	-	87,071	173,758	260,829	-	12,563	232,474	245,037	-	-	3,952	3,952	-	29,368	133,804	880,954	1,044,126
CAR	29,100	74,421	180,881	284,402	-	12,811	18,189	31,000	-	4,116	82,464	86,580	-	-	-	-	-	29,100	91,348	281,534	401,982
Region I	31,551	59,591	362,068	453,210	-	23,239	73,507	96,746	-	139	75,371	75,510	-	-	192	192	-	31,551	82,969	511,138	625,658
Region II	26,556	20,734	378,740	426,030	-	11,343	147,699	159,042	-	4,579	133,543	138,122	-	-	-	-	-	26,556	36,656	659,982	723,194
Region III	43,328	62,383	444,006	549,717	-	67,183	231,177	298,360	1,171	9,310	318,445	328,926	-	-	-	-	-	44,499	138,876	993,628	1,177,003
Region IV-A	35,562	130,448	853,169	1,019,179	-	47,143	94,074	141,217	-	8,494	38,917	47,411	111	22	-	133	-	35,673	186,107	986,160	1,207,940
Region IV-B	29,390	22,829	284,342	336,561	-	5	28,584	28,589	-	7,796	136,124	143,920	-	-	-	-	-	29,390	30,630	449,050	509,070
Region V	38,256	32,667	439,362	510,285	-	21,567	283,507	305,074	-	16,627	164,858	181,485	-	-	317	317	-	38,256	70,861	888,044	997,161
Region VI	35,932	48,231	536,196	620,359	-	64,876	104,107	168,983	13	27,031	203,486	230,530	396	61	5,893	6,350	-	36,341	140,199	849,682	1,026,222
Region VII	30,413	25,214	399,545	455,172	80	14,999	61,624	76,703	-	8,050	172,216	180,266	1,542	172	1,116	2,830	-	32,035	48,435	634,501	714,971
Region VIII	37,024	38,042	533,318	608,384	-	13,564	75,553	89,117	-	133,401	22,668	156,069	1,772	23	4,691	6,486	-	38,796	185,030	636,230	860,056
Region IX	12,696	-	608,851	621,547	-	-	1,856	1,856	-	-	6,398	6,398	-	-	-	-	-	12,696	-	617,105	629,801
Region X	31,156	32,917	441,984	506,057	5	32,742	88,670	121,417	-	1,345	374,826	376,171	-	49	-	49	-	31,161	67,053	905,480	1,003,694
Region XI	26,226	25,342	454,263	505,831	859	2,764	36,595	40,218	-	2,320	61,270	63,590	-	-	6,973	6,973	-	27,085	30,426	559,101	616,612
Region XII	28,918	24,025	274,463	327,406	-	19,934	59,794	79,728	346	5,498	126,502	132,346	646	82	75	803	-	29,910	49,539	460,834	540,283
Region XIII	26,807	17,721	228,143	272,671	-	18,608	37,598	56,206	33	7,224	182,893	190,150	-	-	-	-	-	26,840	43,553	448,634	519,027
<b>Advice to Debit Account</b>	-	-	-	-	-	-	-	-	-	-	-	-	-	-	-	-	-	-	-	-	-
Central Office	-	-	-	-	-	-	-	-	-	-	-	-	-	-	-	-	-	-	-	-	-
NCR	-	-	-	-	-	-	-	-	-	-	-	-	-	-	-	-	-	-	-	-	-
CAR	-	-	-	-	-	-	-	-	-	-	-	-	-	-	-	-	-	-	-	-	-
Region I	-	-	-	-	-	-	-	-	-	-	-	-	-	-	-	-	-	-	-	-	-
Region II	-	-	-	-	-	-	-	-	-	-	-	-	-	-	-	-	-	-	-	-	-
Region III	-	-	-	-	-	-	-	-	-	-	-	-	-	-	-	-	-	-	-	-	-
Region IV-A	-	-	-	-	-	-	-	-	-	-	-	-	-	-	-	-	-	-	-	-	-
Region IV-B	-	-	-	-	-	-	-	-	-	-	-	-	-	-	-	-	-	-	-	-	-
Region V	-	-	-	-	-	-	-	-	-	-	-	-	-	-	-	-	-	-	-	-	-
Region VI	-	-	-	-	-	-	-	-	-	-	-	-	-	-	-	-	-	-	-	-	-
Region VII	-	-	-	-	-	-	-	-	-	-	-	-	-	-	-	-	-	-	-	-	-
Region VIII	-	-	-	-	-	-	-	-	-	-	-	-	-	-	-	-	-	-	-	-	-
Region IX	-	-	-	-	-	-	-	-	-	-	-	-	-	-	-	-	-	-	-	-	-
Region X	-	-	-	-	-	-	-	-	-	-	-	-	-	-	-	-	-	-	-	-	-
Region XI	-	-	-	-	-	-	-	-	-	-	-	-	-	-	-	-	-	-	-	-	-
Region XII	-	-	-	-	-	-	-	-	-	-	-	-	-	-	-	-	-	-	-	-	-
Region XIII	-	-	-	-	-	-	-	-	-	-	-	-	-	-	-	-	-	-	-	-	-

CONSOLIDATED REPORT OF DISBURSEMENTS

For the month of May 2013

(in thousand pesos)

Annex

Department/Agency : Department of Public Works and Highways  
Fund : ALL FUNDS

PARTICULARS (1)	CURRENT YEAR BUDGET (2)				PRIOR YEAR'S BUDGET (3)				PRIOR YEARS' OBLIGATIONS (4)				TRUST LIABILITIES (5)				OTHERS (6)	TOTAL (7)			
	PS	MOOE	CO	TOTAL	PS	MOOE	CO	TOTAL	PS	MOOE	CO	TOTAL	PS	MOOE	CO	TOTAL		PS	MOOE	CO	TOTAL
<b>TRA ISSUED</b>	<b>39,937</b>	<b>29,362</b>	<b>477,231</b>	<b>546,530</b>	-	<b>23,136</b>	<b>114,990</b>	<b>138,126</b>	-	<b>16,946</b>	<b>160,812</b>	<b>177,758</b>	<b>233</b>	<b>181</b>	<b>2,523</b>	<b>2,937</b>	-	<b>40,170</b>	<b>69,625</b>	<b>755,556</b>	<b>865,351</b>
Central Office	7,685	4,291	11,754	23,730	-	36	3,130	3,166	-	5	21,913	21,918	-	-	-	-	-	7,685	4,332	36,797	48,814
NCR	1,924	1,689	35,827	39,440	-	3,816	15,684	19,500	-	814	15,487	16,301	-	-	-	-	-	1,924	6,319	66,998	75,241
CAR	1,777	3,272	17,038	22,087	-	992	825	1,817	-	351	5,003	5,354	-	-	-	-	-	1,777	4,615	22,866	29,258
Region I	1,733	1,165	19,295	22,193	-	335	5,201	5,536	-	-	3,598	3,598	-	-	-	-	-	1,733	1,500	28,094	31,327
Region II	2,149	875	27,825	30,849	-	737	8,751	9,488	-	226	8,806	9,032	-	-	-	-	-	2,149	1,838	45,382	49,369
Region III	2,941	2,886	37,013	42,840	-	5,027	24,994	30,021	-	1,212	21,202	22,414	-	-	-	-	-	2,941	9,125	83,209	95,275
Region IV-A	2,600	8,532	59,685	70,817	-	2,415	7,425	9,840	-	279	3,281	3,560	-	-	-	-	-	2,600	11,226	70,391	84,217
Region IV-B	1,651	953	29,993	32,597	-	-	2,651	2,651	-	406	12,765	13,171	-	-	-	-	-	1,651	1,359	45,409	48,419
Region V	2,586	593	24,928	28,107	-	407	17,345	17,752	-	898	8,882	9,780	-	-	52	52	-	2,586	1,898	51,207	55,691
Region VI	1,854	1,074	36,529	39,457	-	3,360	11,098	14,458	-	1,251	13,035	14,286	34	-	-	34	-	1,888	5,685	60,662	68,235
Region VII	1,281	609	30,979	32,869	-	726	524	1,250	-	398	2,259	2,657	29	-	-	29	-	1,310	1,733	33,762	36,805
Region VIII	2,330	1,186	32,144	35,660	-	1,058	5,929	6,987	-	9,030	1,249	10,279	170	181	2,164	2,515	-	2,500	11,455	41,486	55,441
Region IX	1,905	-	16,609	18,514	-	-	108	108	-	-	237	237	-	-	-	-	-	1,905	-	16,954	18,859
Region X	2,437	387	30,544	33,368	-	1,372	3,123	4,495	-	89	19,005	19,094	-	-	-	-	-	2,437	1,848	52,672	56,957
Region XI	1,941	814	31,914	34,669	-	149	2,722	2,871	-	145	3,821	3,966	-	-	307	307	-	1,941	1,108	38,764	41,813
Region XII	1,623	606	20,710	22,939	-	1,595	4,170	5,765	-	697	9,663	10,360	-	-	-	-	-	1,623	2,898	34,543	39,064
Region XIII	1,520	430	14,444	16,394	-	1,111	1,310	2,421	-	1,145	10,606	11,751	-	-	-	-	-	1,520	2,686	26,360	30,566
<b>NCAA</b>	-	-	<b>248,236</b>	<b>248,236</b>	-	-	-	-	-	-	-	-	-	-	-	-	-	-	-	<b>248,236</b>	<b>248,236</b>
Central Office	-	-	248,236	248,236	-	-	-	-	-	-	-	-	-	-	-	-	-	-	-	248,236	248,236
NCR	-	-	-	-	-	-	-	-	-	-	-	-	-	-	-	-	-	-	-	-	-
CAR	-	-	-	-	-	-	-	-	-	-	-	-	-	-	-	-	-	-	-	-	-
Region I	-	-	-	-	-	-	-	-	-	-	-	-	-	-	-	-	-	-	-	-	-
Region II	-	-	-	-	-	-	-	-	-	-	-	-	-	-	-	-	-	-	-	-	-
Region III	-	-	-	-	-	-	-	-	-	-	-	-	-	-	-	-	-	-	-	-	-
Region IV-A	-	-	-	-	-	-	-	-	-	-	-	-	-	-	-	-	-	-	-	-	-
Region IV-B	-	-	-	-	-	-	-	-	-	-	-	-	-	-	-	-	-	-	-	-	-
Region V	-	-	-	-	-	-	-	-	-	-	-	-	-	-	-	-	-	-	-	-	-
Region VI	-	-	-	-	-	-	-	-	-	-	-	-	-	-	-	-	-	-	-	-	-
Region VII	-	-	-	-	-	-	-	-	-	-	-	-	-	-	-	-	-	-	-	-	-
Region VIII	-	-	-	-	-	-	-	-	-	-	-	-	-	-	-	-	-	-	-	-	-
Region IX	-	-	-	-	-	-	-	-	-	-	-	-	-	-	-	-	-	-	-	-	-
Region X	-	-	-	-	-	-	-	-	-	-	-	-	-	-	-	-	-	-	-	-	-
Region XI	-	-	-	-	-	-	-	-	-	-	-	-	-	-	-	-	-	-	-	-	-
Region XII	-	-	-	-	-	-	-	-	-	-	-	-	-	-	-	-	-	-	-	-	-
Region XIII	-	-	-	-	-	-	-	-	-	-	-	-	-	-	-	-	-	-	-	-	-


**CONSOLIDATED REPORT OF DISBURSEMENTS**  
**For the month of May 2013**  
*(in thousand pesos)*

Annex "A"

Department/Agency : **Department of Public Works and Highways**  
 Fund : **ALL FUNDS**

PARTICULARS (1)	CURRENT YEAR BUDGET (2)				PRIOR YEAR'S BUDGET (3)				PRIOR YEARS' OBLIGATIONS (4)				TRUST LIABILITIES (5)				OTHERS (6)	TOTAL (7)			
	PS	MOOE	CO	TOTAL	PS	MOOE	CO	TOTAL	PS	MOOE	CO	TOTAL	PS	MOOE	CO	TOTAL		PS	MOOE	CO	TOTAL
<b>TOTAL - CO/R O s</b>	<b>615,087</b>	<b>730,738</b>	<b>7,726,065</b>	<b>9,071,890</b>	<b>42,959</b>	<b>500,353</b>	<b>1,876,534</b>	<b>2,419,846</b>	<b>1,604</b>	<b>277,631</b>	<b>2,818,122</b>	<b>3,097,357</b>	<b>4,700</b>	<b>590</b>	<b>75</b>	<b>5,365</b>	<b>-</b>	<b>664,350</b>	<b>1,509,312</b>	<b>12,420,796</b>	<b>14,594,458</b>
Central Office	90,552	56,932	370,487	517,971	42,015	39,404	248,382	329,801	41	12,197	346,768	359,006	-	-	-	-	-	132,608	108,533	965,637	1,206,778
NCR	31,292	35,859	506,597	573,748	-	90,887	189,442	280,329	-	13,377	247,961	261,338	-	-	-	-	-	31,292	140,123	944,000	1,119,367
CAR	30,877	77,693	197,919	306,489	-	13,803	19,014	32,817	-	4,467	87,467	91,934	-	-	-	-	-	30,877	95,963	304,400	431,240
Region I	33,284	60,756	381,363	475,403	-	23,574	78,708	102,282	-	139	78,969	79,108	-	-	-	-	-	33,284	84,469	539,040	656,985
Region II	28,705	21,609	406,565	456,879	-	12,080	156,450	168,530	-	4,805	142,349	147,154	-	-	-	-	-	28,705	38,494	705,364	772,563
Region III	46,269	65,269	481,019	592,557	-	72,210	256,171	328,381	1,171	10,522	339,647	351,340	-	-	-	-	-	47,440	148,001	1,076,837	1,272,278
Region IV-A	38,162	138,980	912,854	1,089,996	-	49,558	101,499	151,057	-	8,773	42,198	50,971	111	22	-	133	-	38,273	197,333	1,056,551	1,292,157
Region IV-B	31,041	23,782	314,335	369,158	-	5	31,235	31,240	-	8,202	148,889	157,091	-	-	-	-	-	31,041	31,989	494,459	557,489
Region V	40,842	33,260	464,290	538,392	-	21,974	300,852	322,826	-	17,525	173,740	191,265	-	-	-	-	-	40,842	72,759	938,882	1,052,852
Region VI	37,786	49,305	572,725	659,816	-	68,236	115,205	183,441	13	28,282	216,521	244,816	430	61	-	491	-	38,229	145,884	904,451	1,094,457
Region VII	31,694	25,823	430,524	488,041	80	15,725	62,148	77,953	-	8,448	174,475	182,923	1,571	172	-	1,743	-	33,345	50,168	667,147	751,776
Region VIII	39,354	39,228	565,462	644,044	-	14,622	81,482	96,104	-	142,431	23,917	166,348	1,942	204	-	2,146	-	41,296	196,485	670,861	915,497
Region IX	14,601	-	625,460	640,061	-	-	1,964	1,964	-	-	6,635	6,635	-	-	-	-	-	14,601	-	634,059	648,660
Region X	33,593	33,304	472,528	539,425	5	34,114	91,793	125,912	-	1,434	393,831	395,265	-	49	-	49	-	33,598	68,901	958,152	1,060,651
Region XI	28,167	26,156	486,177	540,500	859	2,913	39,317	43,089	-	2,465	65,091	67,556	-	-	-	-	-	29,026	31,534	590,585	658,425
Region XII	30,541	24,631	295,173	350,345	-	21,529	63,964	85,493	346	6,195	136,165	142,706	646	82	75	803	-	31,533	52,437	495,377	579,347
Region XIII	28,327	18,151	242,587	289,065	-	19,719	38,908	58,627	33	8,369	193,499	201,901	-	-	-	-	-	28,360	46,239	474,994	549,593
<b>TOTAL</b>	<b>615,087</b>	<b>730,738</b>	<b>7,726,065</b>	<b>9,071,890</b>	<b>42,959</b>	<b>500,353</b>	<b>1,876,534</b>	<b>2,419,846</b>	<b>1,604</b>	<b>277,631</b>	<b>2,818,122</b>	<b>3,097,357</b>	<b>4,700</b>	<b>590</b>	<b>75</b>	<b>5,365</b>	<b>-</b>	<b>664,350</b>	<b>1,509,312</b>	<b>12,420,796</b>	<b>14,620,115</b>


Prepared by:


  
**FARHA K. KARIM**  
 Accountant II  
 Date: 06/10/13

Checked by:

  
**TERESITA S. DE VERA**  
 Department Chief Accountant  
 Date: \_\_\_\_\_

Submitted by:

  
**ARISTEO O. REYES**  
 Director III, CFMS  
 Date: \_\_\_\_\_



Republic of the Philippines  
DEPARTMENT OF PUBLIC WORKS AND HIGHWAYS  
**OFFICE OF THE SECRETARY**  
Manila

May 15, 2013

**HON. FLORENCIO B. ABAD**

Secretary

Department of Budget and Management  
Malacañang, Manila

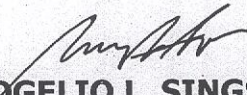
**Attention: Director Ma. Soledad G. Doloiras**  
Budget and Management Bureau "A"

Sir:

In compliance with the provision of 4.5.3 National Budget Circular No. 528 dated January 03, 2011, we are submitting the Consolidated Report of Disbursements (BAR No. 5) for All Funds for the month of April 2013.

Please acknowledge receipt hereof.

Very truly yours,

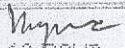
  
**ROGELIO L. SINGSON**  
Secretary

Department of Public Works and Highways  
Office of the Secretary



WIN3002250

DEPT OF BUDGET & MGMT BMB-A

  
MAY 17 2013 AM 10:40 RCUD

**CONSOLIDATED REPORT OF DISBURSEMENTS**  
 For the month of April 2013  
 (in thousand pesos)

Annex "A"

Department/Agency : Department of Public Works and Highways  
 Fund : ALL FUNDS

PARTICULARS (1)	CURRENT-YEAR BUDGET (2)				PRIOR-YEAR'S BUDGET (3)				PRIOR YEARS' OBLIGATIONS (4)				TRUST LIABILITIES (5)				OTHERS (6)	TOTAL (7)				REMARKS (8)
	PS	MOOE	CO	TOTAL	PS	MOOE	CO	TOTAL	PS	MOOE	CO	TOTAL	PS	MOOE	CO	TOTAL		PS	MOOE	CO	TOTAL	
<b>TOTAL OF CASH ALLOCATION</b>	<b>430,298</b>	<b>543,971</b>	<b>7,248,655</b>	<b>8,222,924</b>	<b>29,746</b>	<b>392,009</b>	<b>2,349,069</b>	<b>2,770,824</b>	<b>6,490</b>	<b>381,122</b>	<b>2,767,546</b>	<b>3,155,158</b>	<b>4,488</b>	<b>1,763</b>	<b>31,257</b>	<b>37,508</b>	-	<b>471,022</b>	<b>1,318,865</b>	<b>12,396,527</b>	<b>14,186,414</b>	
<b>MDS Checks Issued</b>	430,298	543,971	7,248,655	8,222,924	29,746	392,009	2,349,069	2,770,824	6,490	381,122	2,767,546	3,155,158	4,488	1,763	31,257	37,508	-	471,022	1,318,865	12,396,527	14,186,414	
Central Office	50,736	5,764	186,714	243,214	29,746	19,300	440,168	489,214	32	69,641	56,177	125,850	-	-	-	-	-	80,514	94,705	683,059	858,278	
NCR	20,065	68,372	507,562	595,999	-	62,485	187,561	250,046	18	118,083	343,780	461,881	-	-	12,232	12,232	-	20,083	248,940	1,051,135	1,320,158	
CAR	22,947	26,848	237,661	287,456	-	16,787	16,720	33,507	610	8,613	130,350	139,573	-	-	4,773	4,773	-	23,557	52,248	389,504	465,309	
Region I	25,194	25,177	399,686	450,057	-	9,477	118,685	128,162	-	6,259	70,189	76,448	-	-	-	-	-	25,194	40,913	588,560	654,667	
Region II	24,034	14,914	280,904	319,852	-	11,922	88,832	100,754	-	9,864	112,824	122,688	-	-	-	-	-	24,034	36,700	482,560	543,294	
Region III	30,313	31,220	325,422	386,955	-	51,422	164,442	215,864	3,938	30,483	327,928	362,349	-	-	349	349	-	34,251	113,125	818,141	965,517	
Region IV-A	25,105	68,279	1,047,416	1,140,800	-	64,589	242,471	307,060	-	12,432	241,512	253,944	1	10	4,041	4,052	-	25,106	145,310	1,535,440	1,705,856	
Region IV-B	21,618	67,568	310,491	399,677	-	103	70,369	70,472	-	5,992	176,178	182,170	-	-	-	-	-	21,618	73,663	557,038	652,319	
Region V	37,732	16,227	295,262	349,221	-	28,060	277,095	305,155	-	12,072	184,739	196,811	-	-	199	199	-	37,732	56,359	757,295	851,386	
Region VI	28,339	51,743	486,856	566,938	-	25,102	168,070	193,172	324	21,734	267,690	289,748	118	-	1,537	1,655	-	28,781	98,579	924,153	1,051,513	
Region VII	26,493	44,761	475,157	546,411	-	3,336	88,469	91,805	57	17,326	59,145	76,528	1,586	189	170	1,945	-	28,136	65,612	622,941	716,689	
Region VIII	24,368	17,798	543,937	586,103	-	26,201	88,916	115,117	-	7,932	125,502	133,434	2,155	1,467	2,356	5,978	-	26,523	53,398	760,711	840,632	
Region IX	11,192	-	655,588	666,780	-	-	1,999	1,999	-	-	6,894	6,894	-	-	-	-	-	11,192	-	664,481	675,673	
Region X	24,634	28,066	426,122	478,822	-	24,303	143,997	168,300	771	26,052	188,937	215,760	-	-	42	42	-	25,405	78,421	759,098	862,924	
Region XI	21,341	22,999	564,161	608,501	-	10,923	69,775	80,698	-	3,522	137,383	140,905	-	-	5,459	5,459	-	21,341	37,444	776,778	835,563	
Region XII	17,148	11,721	289,544	318,413	-	24,151	83,789	107,940	300	22,673	189,418	212,391	628	97	99	824	-	18,076	58,642	562,850	639,568	
Region XIII	19,039	42,514	216,172	277,725	-	13,848	97,711	111,559	440	8,444	148,900	157,784	-	-	-	-	-	19,479	64,806	462,783	547,068	
<b>Advice to Debit Account</b>	-	-	-	-	-	-	-	-	-	-	-	-	-	-	-	-	-	-	-	-	-	-
Central Office	-	-	-	-	-	-	-	-	-	-	-	-	-	-	-	-	-	-	-	-	-	-
NCR	-	-	-	-	-	-	-	-	-	-	-	-	-	-	-	-	-	-	-	-	-	-
CAR	-	-	-	-	-	-	-	-	-	-	-	-	-	-	-	-	-	-	-	-	-	-
Region I	-	-	-	-	-	-	-	-	-	-	-	-	-	-	-	-	-	-	-	-	-	-
Region II	-	-	-	-	-	-	-	-	-	-	-	-	-	-	-	-	-	-	-	-	-	-
Region III	-	-	-	-	-	-	-	-	-	-	-	-	-	-	-	-	-	-	-	-	-	-
Region IV-A	-	-	-	-	-	-	-	-	-	-	-	-	-	-	-	-	-	-	-	-	-	-
Region IV-B	-	-	-	-	-	-	-	-	-	-	-	-	-	-	-	-	-	-	-	-	-	-
Region V	-	-	-	-	-	-	-	-	-	-	-	-	-	-	-	-	-	-	-	-	-	-
Region VI	-	-	-	-	-	-	-	-	-	-	-	-	-	-	-	-	-	-	-	-	-	-
Region VII	-	-	-	-	-	-	-	-	-	-	-	-	-	-	-	-	-	-	-	-	-	-
Region VIII	-	-	-	-	-	-	-	-	-	-	-	-	-	-	-	-	-	-	-	-	-	-
Region IX	-	-	-	-	-	-	-	-	-	-	-	-	-	-	-	-	-	-	-	-	-	-
Region X	-	-	-	-	-	-	-	-	-	-	-	-	-	-	-	-	-	-	-	-	-	-
Region XI	-	-	-	-	-	-	-	-	-	-	-	-	-	-	-	-	-	-	-	-	-	-
Region XII	-	-	-	-	-	-	-	-	-	-	-	-	-	-	-	-	-	-	-	-	-	-
Region XIII	-	-	-	-	-	-	-	-	-	-	-	-	-	-	-	-	-	-	-	-	-	-



CONSOLIDATED REPORT OF DISBURSEMENTS

For the month of April 2013

(in thousand pesos)

Annex "A"

Department/Agency : **Department of Public Works and Highways**  
 Fund : **ALL FUNDS**

PARTICULARS (1)	CURRENT YEAR BUDGET (2)				PRIOR YEAR'S BUDGET (3)				PRIOR YEARS' OBLIGATIONS (4)				TRUST LIABILITIES (5)				OTHERS (6)	TOTAL (7)			RE	
	PS	MOOE	CO	TOTAL	PS	MOOE	CO	TOTAL	PS	MOOE	CO	TOTAL	PS	MOOE	CO	TOTAL		PS	MOOE	CO		TOTAL
<b>TRA ISSUED</b>	<b>40,900</b>	<b>28,062</b>	<b>463,008</b>	<b>531,970</b>	<b>(4)</b>	<b>21,267</b>	<b>121,121</b>	<b>142,384</b>	<b>14</b>	<b>17,230</b>	<b>178,105</b>	<b>195,349</b>	<b>46</b>	<b>822</b>	<b>8,211</b>	<b>9,079</b>	<b>-</b>	<b>40,956</b>	<b>67,381</b>	<b>770,445</b>	<b>878,782</b>	
Central Office	7,685	296	7,646	15,627	-	40	28,620	28,660	-	28	2,211	2,239	-	-	-	-	-	7,685	364	38,477	46,526	
NCR	2,005	3,930	39,289	45,224	-	4,110	7,780	11,890	-	5,156	17,694	22,850	-	-	-	-	-	2,005	13,196	64,763	79,964	
CAR	1,419	1,096	15,896	18,411	-	800	1,092	1,892	-	698	9,017	9,715	-	-	324	324	-	1,419	2,594	26,329	30,342	
Region I	1,915	1,284	23,699	26,898	-	426	5,027	5,453	-	312	4,277	4,589	-	-	-	-	-	1,915	2,022	33,003	36,940	
Region II	2,166	659	20,632	23,457	-	384	5,352	5,736	-	472	7,518	7,990	-	-	-	-	-	2,166	1,515	33,502	37,183	
Region III	2,882	939	26,790	30,611	-	2,399	11,650	14,049	-	2,203	20,912	23,115	-	-	-	-	-	2,882	5,541	59,352	67,775	
Region IV-A	2,397	4,593	77,823	84,813	(4)	4,472	13,256	17,724	-	594	15,977	16,571	-	-	302	302	-	2,393	9,659	107,358	119,410	
Region IV-B	1,614	707	18,064	20,385	-	4	5,811	5,815	-	1,016	17,933	18,949	-	-	-	-	-	1,614	1,727	41,808	45,149	
Region V	2,782	604	16,829	20,215	-	3,946	18,717	22,663	-	429	9,755	10,184	-	-	52	52	-	2,782	4,979	45,353	53,114	
Region VI	2,775	506	29,258	32,539	-	693	3,544	4,237	-	700	14,426	15,126	17	-	-	17	-	2,792	1,899	47,228	51,919	
Region VII	1,695	3,779	32,710	38,184	-	169	651	820	10	580	6,941	7,531	29	-	-	29	-	1,734	4,528	40,302	46,564	
Region VIII	2,520	3,572	40,361	46,453	-	1,170	4,444	5,614	-	396	9,016	9,412	-	-	-	-	-	2,520	5,138	53,821	61,479	
Region IX	1,555	-	20,005	21,560	-	-	114	114	-	-	225	225	-	-	-	-	-	1,555	-	20,344	21,899	
Region X	2,391	820	25,131	28,342	-	804	4,678	5,482	-	1,471	15,295	16,766	-	-	-	-	-	2,391	3,095	45,104	50,590	
Region XI	1,835	3,508	35,380	40,723	-	524	3,387	3,911	-	181	8,765	8,946	-	-	-	-	-	1,835	4,213	47,532	53,580	
Region XII	1,609	185	21,669	23,463	-	501	5,397	5,898	4	2,373	10,535	12,912	-	822	7,533	8,355	-	1,613	3,881	45,134	50,628	
Region XIII	1,655	1,584	11,826	15,065	-	825	1,601	2,426	-	621	7,608	8,229	-	-	-	-	-	1,655	3,030	21,035	25,720	
<b>NCAA</b>	<b>-</b>	<b>-</b>	<b>282,818</b>	<b>282,818</b>	<b>-</b>	<b>-</b>	<b>-</b>	<b>-</b>	<b>-</b>	<b>-</b>	<b>-</b>	<b>-</b>	<b>-</b>	<b>-</b>	<b>-</b>	<b>-</b>	<b>-</b>	<b>-</b>	<b>-</b>	<b>282,818</b>	<b>282,818</b>	
Central Office	-	-	282,818	282,818	-	-	-	-	-	-	-	-	-	-	-	-	-	-	-	282,818	282,818	
NCR	-	-	-	-	-	-	-	-	-	-	-	-	-	-	-	-	-	-	-	-	-	
CAR	-	-	-	-	-	-	-	-	-	-	-	-	-	-	-	-	-	-	-	-	-	
Region I	-	-	-	-	-	-	-	-	-	-	-	-	-	-	-	-	-	-	-	-	-	
Region II	-	-	-	-	-	-	-	-	-	-	-	-	-	-	-	-	-	-	-	-	-	
Region III	-	-	-	-	-	-	-	-	-	-	-	-	-	-	-	-	-	-	-	-	-	
Region IV-A	-	-	-	-	-	-	-	-	-	-	-	-	-	-	-	-	-	-	-	-	-	
Region IV-B	-	-	-	-	-	-	-	-	-	-	-	-	-	-	-	-	-	-	-	-	-	
Region V	-	-	-	-	-	-	-	-	-	-	-	-	-	-	-	-	-	-	-	-	-	
Region VI	-	-	-	-	-	-	-	-	-	-	-	-	-	-	-	-	-	-	-	-	-	
Region VII	-	-	-	-	-	-	-	-	-	-	-	-	-	-	-	-	-	-	-	-	-	
Region VIII	-	-	-	-	-	-	-	-	-	-	-	-	-	-	-	-	-	-	-	-	-	
Region IX	-	-	-	-	-	-	-	-	-	-	-	-	-	-	-	-	-	-	-	-	-	
Region X	-	-	-	-	-	-	-	-	-	-	-	-	-	-	-	-	-	-	-	-	-	
Region XI	-	-	-	-	-	-	-	-	-	-	-	-	-	-	-	-	-	-	-	-	-	
Region XII	-	-	-	-	-	-	-	-	-	-	-	-	-	-	-	-	-	-	-	-	-	
Region XIII	-	-	-	-	-	-	-	-	-	-	-	-	-	-	-	-	-	-	-	-	-	

CONSOLIDATED REPORT OF DISBURSEMENTS

For the month of April 2013

(in thousand pesos)


Annex "A"

Department/Agency  
Fund

: Department of Public Works and Highways  
: ALL FUNDS

PARTICULARS (1)	CURRENT YEAR BUDGET (2)				PRIOR YEAR'S BUDGET (3)				PRIOR YEARS' OBLIGATIONS (4)				TRUST LIABILITIES (5)				OTHERS (6)	TOTAL (7)				REN
	PS	MOOE	CO	TOTAL	PS	MOOE	CO	TOTAL	PS	MOOE	CO	TOTAL	PS	MOOE	CO	TOTAL		PS	MOOE	CO	TOTAL	
<b>TOTAL - CO/ROs</b>	<b>471,198</b>	<b>572,033</b>	<b>7,994,481</b>	<b>9,037,712</b>	<b>29,742</b>	<b>413,276</b>	<b>2,470,190</b>	<b>2,913,208</b>	<b>6,504</b>	<b>398,352</b>	<b>2,945,651</b>	<b>3,350,507</b>	<b>4,534</b>	<b>2,585</b>	<b>39,468</b>	<b>46,587</b>	-	<b>511,978</b>	<b>1,386,246</b>	<b>13,449,790</b>	<b>15,348,014</b>	
Central Office	58,421	6,060	477,178	541,659	29,746	19,340	468,788	517,874	32	69,669	58,388	128,089	-	-	-	-	-	88,199	95,069	1,004,354	1,187,622	
NCR	22,070	72,302	546,851	641,223	-	66,595	195,341	261,936	18	123,239	361,474	484,731	-	-	12,232	12,232	-	22,088	262,136	1,115,898	1,400,122	
CAR	24,366	27,944	253,557	305,867	-	17,587	17,812	35,399	610	9,311	139,367	149,288	-	-	5,097	5,097	-	24,976	54,842	415,833	495,651	
Region I	27,109	26,461	423,385	476,955	-	9,903	123,712	133,615	-	6,571	74,466	81,037	-	-	-	-	-	27,109	42,935	621,563	691,607	
Region II	26,200	15,573	301,536	343,309	-	12,306	94,184	106,490	-	10,336	120,342	130,678	-	-	-	-	-	26,200	38,215	516,062	580,477	
Region III	33,195	32,159	352,212	417,566	-	53,821	176,092	229,913	3,938	32,686	348,840	385,464	-	-	349	349	-	37,133	118,666	877,493	1,033,292	
Region IV-A	27,502	72,872	1,125,239	1,225,613	(4)	69,061	255,727	324,784	-	13,026	257,489	270,515	1	10	4,343	4,354	-	27,499	154,969	1,642,798	1,825,266	
Region IV-B	23,232	68,275	328,555	420,062	-	107	76,180	76,287	-	7,008	194,111	201,119	-	-	-	-	-	23,232	75,390	598,846	697,468	
Region V	40,514	16,831	312,091	369,436	-	32,006	295,812	327,818	-	12,501	194,494	206,995	-	-	251	251	-	40,514	61,338	802,648	904,500	
Region VI	31,114	52,249	516,114	599,477	-	25,795	171,614	197,409	324	22,434	282,116	304,874	135	-	1,537	1,672	-	31,573	100,478	971,381	1,103,432	
Region VII	28,188	48,540	507,867	584,595	-	3,505	89,120	92,625	67	17,906	66,086	84,059	1,615	189	170	1,974	-	29,870	70,140	663,243	763,253	
Region VIII	26,888	21,370	584,298	632,556	-	27,371	93,360	120,731	-	8,328	134,518	142,846	2,155	1,467	2,356	5,978	-	29,043	58,536	814,532	902,111	
Region IX	12,747	-	675,593	688,340	-	-	2,113	2,113	-	-	7,119	7,119	-	-	-	-	-	12,747	-	684,825	697,572	
Region X	27,025	28,886	451,253	507,164	-	25,107	148,675	173,782	771	27,523	204,232	232,526	-	-	42	42	-	27,796	81,516	804,202	913,514	
Region XI	23,176	26,507	599,541	649,224	-	11,447	73,162	84,609	-	3,703	146,148	149,851	-	-	5,459	5,459	-	23,176	41,657	824,310	889,143	
Region XII	18,757	11,906	311,213	341,876	-	24,652	89,186	113,838	304	25,046	199,953	225,303	628	919	7,632	9,179	-	19,689	62,523	607,984	690,196	
Region XIII	20,694	44,098	227,998	292,790	-	14,673	99,312	113,985	440	9,065	156,508	166,013	-	-	-	-	-	21,134	67,836	483,818	572,788	
<b>TOTAL</b>	<b>471,198</b>	<b>572,033</b>	<b>7,994,481</b>	<b>9,037,712</b>	<b>29,742</b>	<b>413,276</b>	<b>2,470,190</b>	<b>2,913,208</b>	<b>6,504</b>	<b>398,352</b>	<b>2,945,651</b>	<b>3,350,507</b>	<b>4,534</b>	<b>2,585</b>	<b>39,468</b>	<b>46,587</b>	-	<b>511,978</b>	<b>1,386,246</b>	<b>13,449,790</b>	<b>15,348,014</b>	

Prepared by:




FARHA K. KARIM

Accountant II

Date:

03/15/13

Checked by:



TERESITAS S. DE VERA

Department Chief Accountant

Date:


Submitted by:



ARISTEO O. REYES

Director III, CFMS

Date:



Republic of the Philippines  
DEPARTMENT OF PUBLIC WORKS AND HIGHWAYS  
**OFFICE OF THE SECRETARY**  
Manila

April 19, 2013

**HON. FLORENCIO B. ABAD**

Secretary  
Department of Budget and Management  
Malacañang, Manila

**Attention: Director Ma. Soledad G. Doloiras**  
Budget and Management Bureau "A"

Sir:

In compliance with the provision of 4.5.3 National Budget Circular No. 528 dated January 03, 2011, we are submitting the Consolidated Report of Disbursements (BAR No. 5) for All Funds for the month of March 2013.

Please acknowledge receipt hereof.

Very truly yours,

**ROGELIO L. SINGSON**  
Secretary

Department of Public Works and Highways  
Office of the Secretary



WIN3002219

DEPT OF BUDGET & MGMT BMB-A

APR 24 2013 AM 8:09 RCUD

025991

**CONSOLIDATED REPORT OF DISBURSEMENTS**  
 For the month of March 2013  
 (in thousand pesos)

Annex


Department/Agency : Department of Public Works and Highways  
 Fund : ALL FUNDS

PARTICULARS	CURRENT YEAR BUDGET				PRIOR YEAR'S BUDGET				PRIOR YEARS' OBLIGATIONS				TRUST LIABILITIES				OTHERS	TOTAL			
	PS	MOOE	CO	TOTAL	PS	MOOE	CO	TOTAL	PS	MOOE	CO	TOTAL	PS	MOOE	CO	TOTAL		PS	MOOE	CO	TOTAL
(1)	(2)				(3)				(4)				(5)				(6)	(7)			
<b>OFFICE OF CASH ALLOCATION</b>	<b>445,615</b>	<b>477,515</b>	<b>7,612,301</b>	<b>8,535,431</b>	<b>34,120</b>	<b>260,882</b>	<b>2,147,351</b>	<b>2,442,353</b>	<b>6,799</b>	<b>174,597</b>	<b>3,461,212</b>	<b>3,642,608</b>	<b>5,368</b>	<b>1,644</b>	<b>23,536</b>	<b>30,548</b>	-	<b>491,902</b>	<b>914,638</b>	<b>13,244,400</b>	<b>14,650,940</b>
<b>WDS Checks Issued</b>	445,615	477,515	7,612,301	8,535,431	34,120	260,882	2,147,351	2,442,353	6,799	174,597	3,461,212	3,642,608	5,368	1,644	23,536	30,548	-	491,902	914,638	13,244,400	14,650,940
Central Office	48,226	2,356	226,943	277,525	30,479	23,005	524,145	577,629	-	81	36,954	37,035	5	51	48	104	-	78,710	25,493	788,090	892,293
NCR	22,958	11,131	482,514	516,603	2	3,002	131,585	134,589	-	2,010	419,182	421,192	-	-	5,804	5,804	-	22,960	16,143	1,039,085	1,078,188
DAR	17,126	17,264	323,385	357,775	-	1,292	19,349	20,641	272	7,463	287,508	295,243	-	-	5,955	5,955	-	17,398	26,019	636,197	679,614
Region I	19,178	16,540	390,750	426,468	-	20,058	233,929	253,987	-	2,174	43,296	45,470	-	-	-	-	-	19,178	38,772	667,975	725,925
Region II	19,944	10,307	222,799	253,050	8	9,911	129,004	138,923	238	5,973	156,643	162,854	-	-	-	-	-	20,190	26,191	508,446	554,827
Region III	37,118	10,941	308,149	356,208	42	10,467	220,739	231,248	3,524	25,358	474,964	503,846	-	-	654	654	-	40,684	46,766	1,004,506	1,091,956
Region IV-A	43,367	73,133	963,240	1,079,740	-	33,404	76,514	109,918	-	12,046	207,855	219,901	-	-	3,561	3,561	-	43,367	118,583	1,251,170	1,413,120
Region IV-B	25,523	20,117	150,972	196,612	1,468	2,381	35,291	39,140	60	25,303	230,680	256,043	-	-	-	-	-	27,051	47,801	416,943	491,795
Region V	30,321	38,682	430,574	499,577	28	56,083	194,492	250,603	58	3,595	107,816	111,469	-	-	2,402	2,402	-	30,407	98,360	735,284	864,051
Region VI	29,067	19,560	731,782	780,409	1,036	40,993	115,202	157,231	1,076	3,472	294,004	298,552	784	45	274	1,103	-	31,963	64,070	1,141,262	1,237,295
Region VII	34,878	24,060	533,549	592,487	-	2,994	25,317	28,311	123	10,178	221,889	232,190	1,913	570	313	2,796	-	36,914	37,802	781,068	855,784
Region VIII	28,503	113,711	577,576	719,790	-	11,319	77,816	89,135	13	10,889	183,279	194,181	1,048	107	166	1,321	-	29,564	136,026	838,837	1,004,427
Region IX	10,214	-	578,790	589,004	-	-	1,766	1,766	-	-	6,090	6,090	-	-	-	-	-	10,214	-	586,646	596,860
Region X	22,501	25,621	429,378	477,500	-	4,888	206,998	211,886	22	117	288,615	288,754	1,016	124	52	1,192	-	23,539	30,750	925,043	979,332
Region XI	16,052	64,193	699,637	779,882	1,057	10,059	47,773	58,889	228	3,524	198,403	202,155	-	-	4,095	4,095	-	17,337	77,776	949,908	1,045,021
Region XII	19,257	10,310	333,375	362,942	-	13,244	60,331	73,575	380	48,812	190,804	239,996	602	747	212	1,561	-	20,239	73,113	584,722	678,074
Region XIII	21,382	19,589	228,888	269,859	-	17,782	47,100	64,882	805	13,602	113,230	127,637	-	-	-	-	-	22,187	50,973	389,218	462,378
<b>Advice to Debit Account</b>	-	-	-	-	-	-	-	-	-	-	-	-	-	-	-	-	-	-	-	-	-
Central Office	-	-	-	-	-	-	-	-	-	-	-	-	-	-	-	-	-	-	-	-	-
NCR	-	-	-	-	-	-	-	-	-	-	-	-	-	-	-	-	-	-	-	-	-
DAR	-	-	-	-	-	-	-	-	-	-	-	-	-	-	-	-	-	-	-	-	-
Region I	-	-	-	-	-	-	-	-	-	-	-	-	-	-	-	-	-	-	-	-	-
Region II	-	-	-	-	-	-	-	-	-	-	-	-	-	-	-	-	-	-	-	-	-
Region III	-	-	-	-	-	-	-	-	-	-	-	-	-	-	-	-	-	-	-	-	-
Region IV-A	-	-	-	-	-	-	-	-	-	-	-	-	-	-	-	-	-	-	-	-	-
Region IV-B	-	-	-	-	-	-	-	-	-	-	-	-	-	-	-	-	-	-	-	-	-
Region V	-	-	-	-	-	-	-	-	-	-	-	-	-	-	-	-	-	-	-	-	-
Region VI	-	-	-	-	-	-	-	-	-	-	-	-	-	-	-	-	-	-	-	-	-
Region VII	-	-	-	-	-	-	-	-	-	-	-	-	-	-	-	-	-	-	-	-	-
Region VIII	-	-	-	-	-	-	-	-	-	-	-	-	-	-	-	-	-	-	-	-	-
Region IX	-	-	-	-	-	-	-	-	-	-	-	-	-	-	-	-	-	-	-	-	-
Region X	-	-	-	-	-	-	-	-	-	-	-	-	-	-	-	-	-	-	-	-	-
Region XI	-	-	-	-	-	-	-	-	-	-	-	-	-	-	-	-	-	-	-	-	-
Region XII	-	-	-	-	-	-	-	-	-	-	-	-	-	-	-	-	-	-	-	-	-
Region XIII	-	-	-	-	-	-	-	-	-	-	-	-	-	-	-	-	-	-	-	-	-

**CONSOLIDATED REPORT OF DISBURSEMENTS**  
**For the month of March 2013**  
*(in thousand pesos)*

Department/Agency : **Department of Public Works and Highways**  
Fund : **ALL FUNDS**

PARTICULARS	CURRENT YEAR BUDGET				PRIOR YEAR'S BUDGET				PRIOR YEARS' OBLIGATIONS				TRUST LIABILITIES				OTHERS	TOTAL			
	PS	MOOE	CO	TOTAL	PS	MOOE	CO	TOTAL	PS	MOOE	CO	TOTAL	PS	MOOE	CO	TOTAL		PS	MOOE	CO	TOTAL
(1)	(2)				(3)				(4)				(5)				(6)	(7)			
<b>TRA ISSUED</b>	<b>39,035</b>	<b>18,804</b>	<b>399,776</b>	<b>457,615</b>	<b>60</b>	<b>18,862</b>	<b>133,218</b>	<b>152,140</b>	<b>26</b>	<b>19,924</b>	<b>189,781</b>	<b>209,731</b>	<b>472</b>	<b>370</b>	<b>4,560</b>	<b>5,402</b>	<b>-</b>	<b>39,593</b>	<b>57,960</b>	<b>727,335</b>	<b>824,888</b>
Central Office	7,685	225	6,969	14,879	-	121	29,476	29,597	-	5	1,976	1,981	-	-	-	-	-	7,685	351	38,421	46,457
NCR	1,751	2,267	17,361	21,379	-	1,552	8,165	9,717	-	4,418	21,309	25,727	-	-	202	202	-	1,751	8,237	47,037	57,025
CAR	1,299	540	19,983	21,822	-	35	898	933	-	1,199	18,738	19,937	-	-	323	323	-	1,299	1,774	39,942	43,015
Region I	1,481	430	20,232	22,143	-	368	16,338	16,706	-	82	3,379	3,461	-	-	-	-	-	1,481	880	39,949	42,310
Region II	2,002	431	16,075	18,508	-	778	8,220	8,998	4	506	10,324	10,834	-	-	-	-	-	2,006	1,715	34,619	38,340
Region III	3,039	585	11,006	14,630	-	742	15,989	16,731	-	2,550	23,537	26,087	-	-	-	-	-	3,039	3,877	50,532	57,448
Region IV-A	1,943	4,571	48,390	54,904	-	2,709	5,628	8,337	-	1,427	13,729	15,156	188	279	377	844	-	2,131	8,986	68,124	79,241
Region IV-B	2,147	718	11,010	13,875	-	358	784	1,142	1	1,764	10,347	12,112	-	-	-	-	-	2,148	2,840	22,141	27,129
Region V	2,620	381	29,438	32,439	-	2,003	19,864	21,867	-	2,369	8,625	10,994	-	54	-	54	-	2,620	4,807	57,927	65,354
Region VI	2,042	425	16,812	19,279	-	4,979	5,500	10,479	7	398	19,008	19,413	-	-	-	-	-	2,049	5,802	41,320	49,171
Region VII	1,841	3,805	41,259	46,905	-	57	1,692	1,749	10	501	5,106	5,617	29	-	-	29	-	1,880	4,363	48,057	54,300
Region VIII	2,450	1,370	39,473	43,293	-	526	4,279	4,805	-	465	10,310	10,775	156	37	3,658	3,851	-	2,606	2,398	57,720	62,724
Region IX	1,138	-	22,964	24,102	-	-	128	128	-	-	252	252	-	-	-	-	-	1,138	-	23,344	24,482
Region X	2,172	604	35,914	38,690	-	2,809	9,473	12,282	-	1,785	15,112	16,897	99	-	-	99	-	2,271	5,198	60,499	67,968
Region XI	1,930	1,866	44,558	48,354	60	343	2,983	3,386	-	293	10,784	11,077	-	-	-	-	-	1,990	2,502	58,325	62,817
Region XII	1,630	89	8,954	10,673	-	412	2,715	3,127	4	1,604	13,451	15,059	-	-	-	-	-	1,634	2,105	25,120	28,859
Region XIII	1,865	497	9,378	11,740	-	1,070	1,086	2,156	-	558	3,794	4,352	-	-	-	-	-	1,865	2,125	14,258	18,248
<b>NCAA</b>	<b>-</b>	<b>-</b>	<b>412,303</b>	<b>412,303</b>	<b>-</b>	<b>-</b>	<b>-</b>	<b>-</b>	<b>-</b>	<b>-</b>	<b>-</b>	<b>-</b>	<b>-</b>	<b>-</b>	<b>-</b>	<b>-</b>	<b>-</b>	<b>-</b>	<b>-</b>	<b>412,303</b>	<b>412,303</b>
Central Office	-	-	412,303	412,303	-	-	-	-	-	-	-	-	-	-	-	-	-	-	-	412,303	412,303
NCR	-	-	-	-	-	-	-	-	-	-	-	-	-	-	-	-	-	-	-	-	-
CAR	-	-	-	-	-	-	-	-	-	-	-	-	-	-	-	-	-	-	-	-	-
Region I	-	-	-	-	-	-	-	-	-	-	-	-	-	-	-	-	-	-	-	-	-
Region II	-	-	-	-	-	-	-	-	-	-	-	-	-	-	-	-	-	-	-	-	-
Region III	-	-	-	-	-	-	-	-	-	-	-	-	-	-	-	-	-	-	-	-	-
Region IV-A	-	-	-	-	-	-	-	-	-	-	-	-	-	-	-	-	-	-	-	-	-
Region IV-B	-	-	-	-	-	-	-	-	-	-	-	-	-	-	-	-	-	-	-	-	-
Region V	-	-	-	-	-	-	-	-	-	-	-	-	-	-	-	-	-	-	-	-	-
Region VI	-	-	-	-	-	-	-	-	-	-	-	-	-	-	-	-	-	-	-	-	-
Region VII	-	-	-	-	-	-	-	-	-	-	-	-	-	-	-	-	-	-	-	-	-
Region VIII	-	-	-	-	-	-	-	-	-	-	-	-	-	-	-	-	-	-	-	-	-
Region IX	-	-	-	-	-	-	-	-	-	-	-	-	-	-	-	-	-	-	-	-	-
Region X	-	-	-	-	-	-	-	-	-	-	-	-	-	-	-	-	-	-	-	-	-
Region XI	-	-	-	-	-	-	-	-	-	-	-	-	-	-	-	-	-	-	-	-	-
Region XII	-	-	-	-	-	-	-	-	-	-	-	-	-	-	-	-	-	-	-	-	-
Region XIII	-	-	-	-	-	-	-	-	-	-	-	-	-	-	-	-	-	-	-	-	-



Republic of the Philippines  
DEPARTMENT OF PUBLIC WORKS AND HIGHWAYS  
**OFFICE OF THE SECRETARY**  
Manila

February 22, 2013

**HON. FLORENCIO B. ABAD**

Secretary  
Department of Budget and Management  
Malacañang, Manila

**Attention: Director Ma. Soledad G. Doloiras**  
Budget and Management Bureau "A"

Sir:

In compliance with the provision of 4.5.3 National Budget Circular No. 528 dated January 03, 2011, we are submitting the Consolidated Report of Disbursements (BAR No. 5) for All Funds for the month of January 2013.

Please acknowledge receipt hereof.

Very truly yours,


  
**ROGELIO L. SINGSON**  
Secretary

Department of Public Works and Highways  
Office of the Secretary



WIN3002146

DEPT OF BUDGET & MGMT BMB-A

  
FEB25.2013 PM3:08/RCUD

**CONSOLIDATED REPORT OF DISBURSEMENTS**  
**For the month of January 2013**  
*(in thousand pesos)*

Annex "A"

Department/Agency : **Department of Public Works and Highways**  
Fund : **ALL FUNDS**

PARTICULARS (1)	CURRENT YEAR BUDGET (2)				PRIOR YEAR'S BUDGET (3)				PRIOR YEARS' OBLIGATIONS (4)				TRUST LIABILITIES (5)				OTHERS (6)	TOTAL (7)				REMARKS (8)
	PS	MOOE	CO	TOTAL	PS	MOOE	CO	TOTAL	PS	MOOE	CO	TOTAL	PS	MOOE	CO	TOTAL		PS	MOOE	CO	TOTAL	
<b>NOTICE OF CASH ALLOCATION</b>	<b>379,644</b>	<b>60,981</b>	<b>2,379,688</b>	<b>2,820,313</b>	<b>14,267</b>	<b>104,668</b>	<b>464,684</b>	<b>583,619</b>	<b>40,211</b>	<b>81,353</b>	<b>1,243,208</b>	<b>1,364,772</b>	<b>5,465</b>	<b>1,225</b>	<b>4,550</b>	<b>11,240</b>	-	<b>439,587</b>	<b>248,227</b>	<b>4,092,130</b>	<b>4,779,944</b>	
MDS Checks Issued	379,644	60,981	2,379,688	2,820,313	14,267	104,668	464,684	583,619	40,211	81,353	1,243,208	1,364,772	5,465	1,225	4,550	11,240	-	439,587	248,227	4,092,130	4,779,944	
Central Office	44,267	109	149,203	193,579	58	9,882	9,220	19,160	6,903	16,280	190,561	213,744	17	354	401	772	-	51,245	26,625	349,385	427,255	
NCR	19,559	2,252	9,594	31,405	1,825	13,212	12,420	27,457	235	1,925	36,649	38,809	-	-	-	-	-	21,619	17,389	58,663	97,671	
CAR	16,243	4,370	87,099	107,712	-	5,150	18,268	23,418	491	5,285	77,393	83,169	-	-	449	449	-	16,734	14,805	183,209	214,748	
Region I	15,947	10,161	173,373	199,481	-	14,946	4,708	19,654	-	2,785	56,005	58,790	-	-	-	-	-	15,947	27,892	234,086	277,925	
Region II	22,192	32	1,644	23,868	10	5,489	13,002	18,501	-	1,423	3,443	4,866	-	-	-	-	-	22,202	6,944	18,089	47,235	
Region III	27,277	4,974	18,075	50,326	411	6,035	47,741	54,187	2,454	3,033	12,259	17,746	-	-	128	128	-	30,142	14,042	78,203	122,387	
Region IV-A	29,518	1,035	20,064	50,617	-	-	-	-	-	-	-	-	-	-	-	-	-	29,518	1,035	20,064	50,617	
Region IV-B	18,404	1,825	179,194	199,423	1,468	4,207	16,608	22,283	2,393	8,767	181,058	192,218	-	-	-	-	-	22,265	14,799	376,860	413,924	
Region V	27,092	6,241	141,766	175,099	-	5,657	117,540	123,197	1,003	8,080	32,275	41,358	-	-	432	432	-	28,095	19,978	292,013	340,086	
Region VI	21,855	1,638	86,190	109,683	423	11,691	55,077	67,191	2,397	5,861	69,833	78,091	1,142	-	300	1,442	-	25,817	19,190	211,400	256,407	
Region VII	24,935	4,624	420,403	449,962	1,496	5,168	35,291	41,955	8,351	7,817	84,483	100,651	2,089	16	1,417	3,522	-	36,871	17,625	541,594	596,090	
Region VIII	23,390	7,061	392,797	423,248	136	4,378	13,652	18,166	7,507	3,752	85,596	96,855	1,021	184	1,111	2,316	-	32,054	15,375	493,156	540,585	
Region IX	14,569	-	218,644	233,213	-	-	5,998	5,998	-	-	14,459	14,459	-	-	-	-	-	14,569	-	239,101	253,670	
Region X	27,469	3,946	153,574	184,989	296	7,239	55,816	63,351	1,793	2,305	77,544	81,642	703	-	4	707	-	30,261	13,490	286,938	330,689	
Region XI	17,805	5,352	241,250	264,407	5,614	2,492	30,240	38,346	277	2,664	23,481	26,422	-	667	271	938	-	23,696	11,175	295,242	330,113	
Region XII	12,491	3,169	32,826	48,486	19	3,925	4,074	8,018	5,732	8,444	211,883	226,059	493	4	37	534	-	18,735	15,542	248,820	283,097	
Region XIII	16,631	4,192	53,992	74,815	2,511	5,197	25,029	32,737	675	2,932	86,286	89,893	-	-	-	-	-	19,817	12,321	165,307	197,445	
Advice to Debit Account	-	-	-	-	-	-	-	-	-	-	-	-	-	-	-	-	-	-	-	-	-	-
Central Office	-	-	-	-	-	-	-	-	-	-	-	-	-	-	-	-	-	-	-	-	-	-
NCR	-	-	-	-	-	-	-	-	-	-	-	-	-	-	-	-	-	-	-	-	-	-
CAR	-	-	-	-	-	-	-	-	-	-	-	-	-	-	-	-	-	-	-	-	-	-
Region I	-	-	-	-	-	-	-	-	-	-	-	-	-	-	-	-	-	-	-	-	-	-
Region II	-	-	-	-	-	-	-	-	-	-	-	-	-	-	-	-	-	-	-	-	-	-
Region III	-	-	-	-	-	-	-	-	-	-	-	-	-	-	-	-	-	-	-	-	-	-
Region IV-A	-	-	-	-	-	-	-	-	-	-	-	-	-	-	-	-	-	-	-	-	-	-
Region IV-B	-	-	-	-	-	-	-	-	-	-	-	-	-	-	-	-	-	-	-	-	-	-
Region V	-	-	-	-	-	-	-	-	-	-	-	-	-	-	-	-	-	-	-	-	-	-
Region VI	-	-	-	-	-	-	-	-	-	-	-	-	-	-	-	-	-	-	-	-	-	-
Region VII	-	-	-	-	-	-	-	-	-	-	-	-	-	-	-	-	-	-	-	-	-	-
Region VIII	-	-	-	-	-	-	-	-	-	-	-	-	-	-	-	-	-	-	-	-	-	-
Region IX	-	-	-	-	-	-	-	-	-	-	-	-	-	-	-	-	-	-	-	-	-	-
Region X	-	-	-	-	-	-	-	-	-	-	-	-	-	-	-	-	-	-	-	-	-	-
Region XI	-	-	-	-	-	-	-	-	-	-	-	-	-	-	-	-	-	-	-	-	-	-
Region XII	-	-	-	-	-	-	-	-	-	-	-	-	-	-	-	-	-	-	-	-	-	-
Region XIII	-	-	-	-	-	-	-	-	-	-	-	-	-	-	-	-	-	-	-	-	-	-

CONSOLIDATED REPORT OF DISBURSEMENTS  
For the month of January 2013  
(In thousand pesos)

Annex "A"

Department/Agency : Department of Public Works and Highways  
Fund : ALL FUNDS

PARTICULARS (1)	CURRENT YEAR BUDGET (2)				PRIOR YEAR'S BUDGET (3)				PRIOR YEARS' OBLIGATIONS (4)				TRUST LIABILITIES (5)				OTHERS (6)	TOTAL (7)				REMARKS (8)
	PS	MOOE	CO	TOTAL	PS	MOOE	CO	TOTAL	PS	MOOE	CO	TOTAL	PS	MOOE	CO	TOTAL		PS	MOOE	CO	TOTAL	
TRA ISSUED	54,661	19,254	146,861	220,776	351	8,315	37,559	46,225	4,015	9,328	119,930	133,273	58	10	220	288	-	59,085	36,907	304,570	400,562	
Central Office	31,555	85	-	31,640	-	-	-	-	-	-	23,775	23,775	-	-	-	-	-	31,555	85	23,775	55,415	
NCR	2,356	14,049	5,234	21,639	189	874	6,043	7,106	561	1,493	13,889	15,943	-	-	-	-	-	3,106	16,416	25,166	44,688	
CAR	928	96	4,157	5,181	-	1,573	558	2,131	166	321	4,099	4,586	-	-	-	-	-	1,094	1,990	8,814	11,898	
Region I	684	6	11,034	11,724	-	2	66	68	-	41	1,760	1,801	-	-	-	-	-	684	49	12,860	13,593	
Region II	1,868	-	11	1,879	-	161	461	622	-	14	38	52	-	-	-	-	-	1,868	175	510	2,553	
Region III	2,481	1,579	10,682	14,742	65	606	5,290	5,961	-	132	535	667	-	-	-	-	-	2,546	2,317	16,507	21,370	
Region IV-A	2,047	72	1,404	3,523	-	-	-	-	-	-	-	-	-	-	-	-	-	2,047	72	1,404	3,523	
Region IV-B	1,331	-	9,584	10,915	-	9	30	39	173	708	6,128	7,009	-	-	-	-	-	1,504	717	15,742	17,963	
Region V	1,498	771	7,193	9,462	-	3,886	13,996	17,882	262	354	6,240	6,856	-	-	147	147	-	1,760	5,011	27,576	34,347	
Region VI	1,211	564	13,572	15,347	-	-	-	-	-	-	-	-	-	-	-	-	-	1,211	564	13,572	15,347	
Region VII	1,602	222	14,869	16,693	-	31	2,897	2,928	608	1,195	13,272	15,075	58	-	-	58	-	2,268	1,448	31,038	34,754	
Region VIII	1,215	12	24,049	25,276	-	275	65	340	765	538	11	1,314	-	10	73	83	-	1,980	835	24,198	27,013	
Region IX	1,193	-	3,159	4,352	-	-	98	98	-	-	267	267	-	-	-	-	-	1,193	-	3,524	4,717	
Region X	1,433	76	22,089	23,598	-	140	2,772	2,912	-	71	7,986	8,057	-	-	-	-	-	1,433	287	32,847	34,567	
Region XI	1,799	120	11,313	13,232	-	689	1,733	2,422	3	151	1,515	1,669	-	-	-	-	-	1,802	960	14,561	17,323	
Region XII	699	1,520	5,640	7,859	-	-	1,909	1,909	499	1,383	17,492	19,374	-	-	-	-	-	1,198	2,903	25,041	29,142	
Region XIII	761	82	2,871	3,714	97	69	1,641	1,807	978	2,927	22,923	26,828	-	-	-	-	-	1,836	3,078	27,435	32,349	
NCAA	-	-	305,036	305,036	-	-	-	-	-	-	-	-	-	-	-	-	-	-	-	305,036	305,036	
Central Office	-	-	305,036	305,036	-	-	-	-	-	-	-	-	-	-	-	-	-	-	-	305,036	305,036	
NCR	-	-	-	-	-	-	-	-	-	-	-	-	-	-	-	-	-	-	-	-	-	
CAR	-	-	-	-	-	-	-	-	-	-	-	-	-	-	-	-	-	-	-	-	-	
Region I	-	-	-	-	-	-	-	-	-	-	-	-	-	-	-	-	-	-	-	-	-	
Region II	-	-	-	-	-	-	-	-	-	-	-	-	-	-	-	-	-	-	-	-	-	
Region III	-	-	-	-	-	-	-	-	-	-	-	-	-	-	-	-	-	-	-	-	-	
Region IV-A	-	-	-	-	-	-	-	-	-	-	-	-	-	-	-	-	-	-	-	-	-	
Region IV-B	-	-	-	-	-	-	-	-	-	-	-	-	-	-	-	-	-	-	-	-	-	
Region V	-	-	-	-	-	-	-	-	-	-	-	-	-	-	-	-	-	-	-	-	-	
Region VI	-	-	-	-	-	-	-	-	-	-	-	-	-	-	-	-	-	-	-	-	-	
Region VII	-	-	-	-	-	-	-	-	-	-	-	-	-	-	-	-	-	-	-	-	-	
Region VIII	-	-	-	-	-	-	-	-	-	-	-	-	-	-	-	-	-	-	-	-	-	
Region IX	-	-	-	-	-	-	-	-	-	-	-	-	-	-	-	-	-	-	-	-	-	
Region X	-	-	-	-	-	-	-	-	-	-	-	-	-	-	-	-	-	-	-	-	-	
Region XI	-	-	-	-	-	-	-	-	-	-	-	-	-	-	-	-	-	-	-	-	-	
Region XII	-	-	-	-	-	-	-	-	-	-	-	-	-	-	-	-	-	-	-	-	-	
Region XIII	-	-	-	-	-	-	-	-	-	-	-	-	-	-	-	-	-	-	-	-	-	



CONSOLIDATED REPORT OF DISBURSEMENTS

For the month of January 2013

(In thousand pesos)

Annex "A"

Department/Agency : Department of Public Works and Highways  
Fund : ALL FUNDS

PARTICULARS (1)	CURRENT YEAR BUDGET (2)				PRIOR YEAR'S BUDGET (3)				PRIOR YEARS' OBLIGATIONS (4)				TRUST LIABILITIES (5)				OTHERS (6)	TOTAL (7)				REMARKS (8)
	PS	MOOE	CO	TOTAL	PS	MOOE	CO	TOTAL	PS	MOOE	CO	TOTAL	PS	MOOE	CO	TOTAL		PS	MOOE	CO	TOTAL	
TOTAL - CO/R O s	434,305	80,235	2,831,585	3,346,125	14,618	112,983	502,243	629,844	44,226	90,681	1,363,138	1,498,045	5,523	1,235	4,770	11,528	-	498,672	285,134	4,701,736	5,485,542	
Central Office	75,822	194	454,239	530,255	58	9,882	9,220	19,160	6,903	16,280	214,336	237,519	17	354	401	772	-	82,800	26,710	678,196	787,706	
NCR	21,915	16,301	14,828	53,044	2,014	14,086	18,463	34,563	796	3,418	50,538	54,752	-	-	-	-	-	24,725	33,805	83,829	142,359	
CAR	17,171	4,466	91,256	112,893	-	6,723	18,826	25,549	657	5,606	81,492	87,755	-	-	449	449	-	17,828	16,795	192,023	226,646	
Region I	16,631	10,167	184,407	211,205	-	14,948	4,774	19,722	-	2,826	57,765	60,591	-	-	-	-	-	16,631	27,941	246,946	291,518	
Region II	24,060	32	1,655	25,747	10	5,650	13,463	19,123	-	1,437	3,481	4,918	-	-	-	-	-	24,070	7,119	18,599	49,788	
Region III	29,758	6,553	28,757	65,068	476	6,641	53,031	60,148	2,454	3,165	12,794	18,413	-	-	128	128	-	32,688	16,359	94,710	143,757	
Region IV-A	31,565	1,107	21,468	54,140	-	-	-	-	-	-	-	-	-	-	-	-	-	31,565	1,107	21,468	54,140	
Region IV-B	19,735	1,825	188,778	210,338	1,468	4,216	16,638	22,322	2,566	9,475	187,186	199,227	-	-	-	-	-	23,769	15,516	392,602	431,887	
Region V	28,590	7,012	148,959	184,561	-	9,543	131,536	141,079	1,265	8,434	38,515	48,214	-	-	579	579	-	29,855	24,989	319,589	374,433	
Region VI	23,066	2,202	99,762	125,030	423	11,691	55,077	67,191	2,397	5,861	69,833	78,091	1,142	-	300	1,442	-	27,028	19,754	224,972	271,754	
Region VII	26,537	4,846	435,272	466,655	1,496	5,199	38,188	44,883	8,959	9,012	97,755	115,726	2,147	16	1,417	3,580	-	39,139	19,073	572,632	630,844	
Region VIII	24,605	7,073	416,846	448,524	136	4,653	13,717	18,506	8,272	4,290	85,607	98,169	1,021	194	1,184	2,399	-	34,034	16,210	517,354	567,598	
Region IX	15,762	-	221,803	237,565	-	-	6,096	6,096	-	-	14,726	14,726	-	-	-	-	-	15,762	-	242,625	258,387	
Region X	28,902	4,022	175,663	208,587	296	7,379	58,588	66,263	1,793	2,376	85,530	89,699	703	-	4	707	-	31,694	13,777	319,785	365,256	
Region XI	19,604	5,472	252,563	277,639	5,614	3,181	31,973	40,768	280	2,815	24,996	28,091	-	667	271	938	-	25,498	12,135	309,803	347,436	
Region XII	13,190	4,689	38,466	56,345	19	3,925	5,983	9,927	6,231	9,827	229,375	245,433	493	4	37	534	-	19,933	18,445	273,861	312,239	
Region XIII	17,392	4,274	56,863	78,529	2,608	5,266	26,670	34,544	1,653	5,859	109,209	116,721	-	-	-	-	-	21,653	15,399	192,742	229,794	
<b>TOTAL</b>	<b>434,305</b>	<b>80,235</b>	<b>2,831,585</b>	<b>3,346,125</b>	<b>14,618</b>	<b>112,983</b>	<b>502,243</b>	<b>629,844</b>	<b>44,226</b>	<b>90,681</b>	<b>1,363,138</b>	<b>1,498,045</b>	<b>5,523</b>	<b>1,235</b>	<b>4,770</b>	<b>11,528</b>	<b>-</b>	<b>498,672</b>	<b>285,134</b>	<b>4,701,736</b>	<b>5,485,542</b>	<b>-</b>

Prepared by:

FARHAK KARIM  
Accountant II

Date:

02/22/13

Checked by:

TERESITA S. DE VERA  
Department Chief Accountant


Date:

Submitted by:

ARISTEO O. REYES  
Director III, CFMS

Date:





Republic of the Philippines  
DEPARTMENT OF PUBLIC WORKS AND HIGHWAYS  
**OFFICE OF THE SECRETARY**  
Manila

January 20, 2014

**HON. FLORENCIO B. ABAD**  
Secretary  
Department of Budget and Management  
Malacañang, Manila


**Attention: Director Ma. Soledad G. Doloiras**  
Budget and Management Bureau "A"

Sir:

In compliance with the provision 5.1.5 of Joint Circular No. 2013-1 dated March 15, 2013, we are submitting the Consolidated Summary Report of Disbursements (ANNEX D) for All Funds for the 4th Quarter Ending December 31, 2013.

Please acknowledge receipt hereof.

Very truly yours,

  
**ROGELIO L. SINGSON**  
Secretary

Department of Public Works and Highways  
Office of the Secretary



WIN4002540

**CONSOLIDATED SUMMARY REPORT OF DISBURSEMENTS**  
**For the Quarter Ending December 31, 2013**  
*(in thousand pesos)*

Annex "D"

Department/Agency : **Department of Public Works and Highways**  
 Fund : **ALL FUNDS**

PARTICULARS	CURRENT YEAR BUDGET				PRIOR YEAR'S BUDGET				PRIOR YEARS' OBLIGATIONS				TRUST LIABILITIES				OTHERS	TOTAL			RE	
	PS	MOOE	CO	TOTAL	PS	MOOE	CO	TOTAL	PS	MOOE	CO	TOTAL	PS	MOOE	CO	TOTAL		PS	MOOE	CO		TOTAL
(1)	(2)				(3)				(4)				(5)				(6)	(7)				
<b>4TH QUARTER-NCA</b>	<b>1,907,080</b>	<b>3,597,285</b>	<b>25,142,520</b>	<b>30,646,885</b>	<b>24,791</b>	<b>747,085</b>	<b>4,147,469</b>	<b>4,919,345</b>	<b>4,320</b>	<b>261,216</b>	<b>3,976,694</b>	<b>4,242,230</b>	<b>8,458</b>	<b>8,688</b>	<b>335,849</b>	<b>352,995</b>	<b>-</b>	<b>1,944,649</b>	<b>4,614,274</b>	<b>33,602,532</b>	<b>40,161,455</b>	
MDS Checks Issued	1,907,080	3,597,285	25,142,520	30,646,885	24,791	747,085	4,147,469	4,919,345	4,320	261,216	3,976,694	4,242,230	8,458	8,688	335,849	352,995	-	1,944,649	4,614,274	33,602,532	40,161,455	
Central Office	479,310	622,070	1,500,838	2,602,218	24,529	147,778	399,357	571,664	-	1,177	607,696	608,873	-	-	142,450	142,450	-	503,839	771,025	2,650,341	3,925,205	
NCR	76,055	288,248	2,428,710	2,793,013	-	144,697	351,503	496,200	-	34,323	238,184	272,507	-	4,306	74,040	78,346	-	76,055	471,574	3,092,437	3,640,066	
CAR	91,903	156,322	1,355,470	1,603,695	12	31,739	64,142	95,893	-	444	33,533	33,977	-	-	298	298	-	91,915	188,505	1,453,443	1,733,863	
Region I	95,901	163,429	948,949	1,208,279	-	2,460	161,353	163,813	-	285	97,370	97,655	-	-	-	-	-	95,901	166,174	1,207,672	1,469,747	
Region II	91,993	142,710	1,013,024	1,247,727	-	11,160	287,518	298,678	-	7,671	281,140	288,811	-	-	-	-	-	91,993	161,541	1,581,682	1,835,216	
Region III	123,105	303,627	1,870,185	2,296,917	165	151,691	470,476	622,332	1,251	44,163	275,241	320,655	757	-	11,900	12,657	-	125,278	499,481	2,627,802	3,252,561	
Region IV-A	108,003	253,845	1,626,400	1,988,248	-	31,249	322,272	353,521	-	2,313	203,865	206,178	-	326	9,982	10,308	-	108,003	287,733	2,162,519	2,558,255	
Region IV-B	80,123	178,685	811,690	1,070,498	-	3,444	57,260	60,704	-	7,321	170,318	177,639	-	-	-	-	-	80,123	189,450	1,039,268	1,308,841	
Region V	131,147	273,131	2,311,922	2,716,200	-	56,647	417,595	474,242	-	2,143	219,351	221,494	-	-	43,843	43,843	-	131,147	331,921	2,992,711	3,455,779	
Region VI	109,427	271,405	1,562,564	1,943,396	-	58,914	354,815	413,729	42	12,259	451,597	463,898	555	237	2,092	2,884	-	110,024	342,815	2,371,068	2,823,907	
Region VII	98,007	179,117	1,489,172	1,766,296	-	10,138	167,875	178,013	733	105,711	317,285	423,729	-	-	7,840	7,840	-	98,740	294,966	1,982,172	2,375,878	
Region VIII	72,882	163,835	896,523	1,133,240	-	19,734	189,968	209,702	-	2,278	147,853	150,131	4,960	3,586	10,757	19,303	-	77,842	189,433	1,245,101	1,512,376	
Region IX	38,088	-	2,230,353	2,268,441	-	-	6,766	6,766	-	-	7,415	7,415	-	-	-	-	-	38,088	-	2,244,534	2,282,622	
Region X	93,931	158,564	1,131,956	1,384,451	85	21,476	251,764	273,325	662	10,471	403,100	414,233	-	-	-	-	-	94,678	190,511	1,786,820	2,072,009	
Region XI	82,030	205,218	1,751,618	2,038,866	-	18,856	86,656	105,512	-	5,790	65,075	70,865	-	-	29,685	29,685	-	82,030	229,864	1,933,034	2,244,928	
Region XII	59,559	121,420	1,177,176	1,358,155	-	21,446	377,992	399,438	1,509	6,813	280,070	288,392	2,186	233	2,962	5,381	-	63,254	149,912	1,838,200	2,051,366	
Region XIII	75,616	115,659	1,035,970	1,227,245	-	15,656	180,157	195,813	123	18,054	177,601	195,778	-	-	-	-	-	75,739	149,369	1,393,728	1,618,836	
<b>Advice to Debit Account</b>	<b>-</b>	<b>-</b>	<b>-</b>	<b>-</b>	<b>-</b>	<b>-</b>	<b>-</b>	<b>-</b>	<b>-</b>	<b>-</b>	<b>-</b>	<b>-</b>	<b>-</b>	<b>-</b>	<b>-</b>	<b>-</b>	<b>-</b>	<b>-</b>	<b>-</b>	<b>-</b>	<b>-</b>	<b>-</b>
Central Office	-	-	-	-	-	-	-	-	-	-	-	-	-	-	-	-	-	-	-	-	-	-
NCR	-	-	-	-	-	-	-	-	-	-	-	-	-	-	-	-	-	-	-	-	-	-
CAR	-	-	-	-	-	-	-	-	-	-	-	-	-	-	-	-	-	-	-	-	-	-
Region I	-	-	-	-	-	-	-	-	-	-	-	-	-	-	-	-	-	-	-	-	-	-
Region II	-	-	-	-	-	-	-	-	-	-	-	-	-	-	-	-	-	-	-	-	-	-
Region III	-	-	-	-	-	-	-	-	-	-	-	-	-	-	-	-	-	-	-	-	-	-
Region IV-A	-	-	-	-	-	-	-	-	-	-	-	-	-	-	-	-	-	-	-	-	-	-
Region IV-B	-	-	-	-	-	-	-	-	-	-	-	-	-	-	-	-	-	-	-	-	-	-
Region V	-	-	-	-	-	-	-	-	-	-	-	-	-	-	-	-	-	-	-	-	-	-
Region VI	-	-	-	-	-	-	-	-	-	-	-	-	-	-	-	-	-	-	-	-	-	-
Region VII	-	-	-	-	-	-	-	-	-	-	-	-	-	-	-	-	-	-	-	-	-	-
Region VIII	-	-	-	-	-	-	-	-	-	-	-	-	-	-	-	-	-	-	-	-	-	-
Region IX	-	-	-	-	-	-	-	-	-	-	-	-	-	-	-	-	-	-	-	-	-	-
Region X	-	-	-	-	-	-	-	-	-	-	-	-	-	-	-	-	-	-	-	-	-	-
Region XI	-	-	-	-	-	-	-	-	-	-	-	-	-	-	-	-	-	-	-	-	-	-
Region XII	-	-	-	-	-	-	-	-	-	-	-	-	-	-	-	-	-	-	-	-	-	-
Region XIII	-	-	-	-	-	-	-	-	-	-	-	-	-	-	-	-	-	-	-	-	-	-

CONSOLIDATED SUMMARY REPORT OF DISBURSEMENTS  
For the Quarter Ending December 31, 2013  
(in thousand pesos)

Annex "D"

Department/Agency : Department of Public Works and Highways  
Fund : ALL FUNDS

PARTICULARS (1)	CURRENT YEAR BUDGET (2)				PRIOR YEAR'S BUDGET (3)				PRIOR YEARS' OBLIGATIONS (4)				TRUST LIABILITIES (5)				OTHERS (6)	TOTAL (7)			
	PS	MOOE	CO	TOTAL	PS	MOOE	CO	TOTAL	PS	MOOE	CO	TOTAL	PS	MOOE	CO	TOTAL		PS	MOOE	CO	TOTAL
	TRA ISSUED	124,857	158,770	1,475,842	1,759,469	88	40,029	360,645	400,762	154	10,264	231,542	241,960	114	607	17,301		18,022	-	125,213	209,670
Central Office	5,236	20,666	51,520	77,422	-	1,917	33,423	35,340	-	2	35,544	35,546	-	-	-	-	-	5,236	22,585	120,487	148,308
NCR	6,014	15,082	139,890	160,986	-	9,810	28,803	38,613	-	1,830	17,691	19,521	-	-	2,121	2,121	-	6,014	26,722	188,505	221,241
CAR	3,673	4,442	82,408	90,523	-	1,406	4,895	6,301	-	33	2,433	2,466	-	-	-	-	-	3,673	5,881	89,736	99,290
Region I	6,937	7,762	59,529	74,228	-	125	11,376	11,501	-	-	3,966	3,966	-	-	-	-	-	6,937	7,887	74,871	89,695
Region II	7,727	8,178	65,319	81,224	-	759	18,899	19,658	-	390	18,402	18,792	-	-	-	-	-	7,727	9,327	102,620	119,674
Region III	8,140	16,710	114,548	139,398	-	9,610	30,795	40,405	-	3,503	17,620	21,123	-	-	-	-	-	8,140	29,823	162,963	200,926
Region IV-A	7,822	12,107	108,432	128,361	-	2,223	24,590	26,813	-	187	12,410	12,597	-	-	816	816	-	7,822	14,517	146,248	168,587
Region IV-B	6,401	5,973	46,705	59,079	-	355	4,033	4,388	-	561	13,085	13,646	-	-	-	-	-	6,401	6,889	63,823	77,113
Region V	11,843	12,060	149,129	173,032	88	3,647	34,364	38,099	-	449	17,243	17,692	-	-	1,032	1,032	-	11,931	16,156	201,768	229,855
Region VI	7,916	11,859	97,532	117,307	-	2,196	92,727	94,923	-	1,365	21,983	23,348	33	3	3,181	3,217	-	7,949	15,423	215,423	238,795
Region VII	7,385	8,930	79,249	95,564	-	654	14,052	14,706	-	231	14,318	14,549	-	-	494	494	-	7,385	9,815	108,113	125,313
Region VIII	7,311	9,042	50,293	66,646	-	1,937	11,133	13,070	-	137	7,981	8,118	81	604	6,178	6,863	-	7,392	11,720	75,585	94,697
Region IX	5,715	-	119,430	125,145	-	-	609	609	-	-	1,334	1,334	-	-	-	-	-	5,715	-	121,373	127,088
Region X	9,558	4,810	62,166	76,534	-	1,263	9,824	11,087	133	202	11,673	12,008	-	-	-	-	-	9,691	6,275	83,663	99,629
Region XI	7,487	12,416	104,250	124,153	-	488	5,769	6,257	-	-	7,333	7,333	-	-	3,479	3,479	-	7,487	12,904	120,831	141,222
Region XII	10,029	4,484	78,882	93,395	-	1,515	26,787	28,302	12	167	16,574	16,753	-	-	-	-	-	10,041	6,166	122,243	138,450
Region XIII	5,663	4,249	66,560	76,472	-	2,124	8,566	10,690	9	1,207	11,952	13,168	-	-	-	-	-	5,672	7,580	87,078	100,330
<b>NCAA</b>	-	-	<b>969,448</b>	<b>969,448</b>	-	-	-	-	-	-	-	-	-	-	-	-	-	-	-	<b>969,448</b>	<b>969,448</b>
Central Office	-	-	969,448	969,448	-	-	-	-	-	-	-	-	-	-	-	-	-	-	-	-	-
NCR	-	-	-	-	-	-	-	-	-	-	-	-	-	-	-	-	-	-	-	-	-
CAR	-	-	-	-	-	-	-	-	-	-	-	-	-	-	-	-	-	-	-	-	-
Region I	-	-	-	-	-	-	-	-	-	-	-	-	-	-	-	-	-	-	-	-	-
Region II	-	-	-	-	-	-	-	-	-	-	-	-	-	-	-	-	-	-	-	-	-
Region III	-	-	-	-	-	-	-	-	-	-	-	-	-	-	-	-	-	-	-	-	-
Region IV-A	-	-	-	-	-	-	-	-	-	-	-	-	-	-	-	-	-	-	-	-	-
Region IV-B	-	-	-	-	-	-	-	-	-	-	-	-	-	-	-	-	-	-	-	-	-
Region V	-	-	-	-	-	-	-	-	-	-	-	-	-	-	-	-	-	-	-	-	-
Region VI	-	-	-	-	-	-	-	-	-	-	-	-	-	-	-	-	-	-	-	-	-
Region VII	-	-	-	-	-	-	-	-	-	-	-	-	-	-	-	-	-	-	-	-	-
Region VIII	-	-	-	-	-	-	-	-	-	-	-	-	-	-	-	-	-	-	-	-	-
Region IX	-	-	-	-	-	-	-	-	-	-	-	-	-	-	-	-	-	-	-	-	-
Region X	-	-	-	-	-	-	-	-	-	-	-	-	-	-	-	-	-	-	-	-	-
Region XI	-	-	-	-	-	-	-	-	-	-	-	-	-	-	-	-	-	-	-	-	-
Region XII	-	-	-	-	-	-	-	-	-	-	-	-	-	-	-	-	-	-	-	-	-
Region XIII	-	-	-	-	-	-	-	-	-	-	-	-	-	-	-	-	-	-	-	-	-


**CONSOLIDATED SUMMARY REPORT OF DISBURSEMENTS**  
**For the Quarter Ending December 31, 2013**  
*(in thousand pesos)*

Annex "D"

Department/Agency : Department of Public Works and Highways  
 Fund : ALL FUNDS


PARTICULARS (1)	CURRENT YEAR BUDGET (2)				PRIOR YEAR'S BUDGET (3)				PRIOR YEARS' OBLIGATIONS (4)				TRUST LIABILITIES (5)				OTHERS (6)	TOTAL (7)				REMARKS (8)
	PS	MOOE	CO	TOTAL	PS	MOOE	CO	TOTAL	PS	MOOE	CO	TOTAL	PS	MOOE	CO	TOTAL		PS	MOOE	CO	TOTAL	
	<b>TOTAL - CO/ROs</b>	<b>2,031,937</b>	<b>3,756,055</b>	<b>27,587,810</b>	<b>33,375,802</b>	<b>24,879</b>	<b>787,114</b>	<b>4,508,114</b>	<b>5,320,107</b>	<b>4,474</b>	<b>271,480</b>	<b>4,208,236</b>	<b>4,484,190</b>	<b>8,572</b>	<b>9,295</b>	<b>2,962</b>		<b>20,829</b>	-	<b>2,069,862</b>	<b>4,823,944</b>	
Central Office	484,546	642,736	2,521,806	3,649,088	24,529	149,695	432,780	607,004	-	1,179	643,240	644,419	-	-	-	-	-	509,075	793,610	3,597,826	5,042,961	
ICR	82,069	303,330	2,568,600	2,953,999	-	154,507	380,306	534,813	-	36,153	255,875	292,028	-	4,306	-	4,306	-	82,069	498,296	3,280,942	3,861,307	
ICAR	95,576	160,764	1,437,878	1,694,218	12	33,145	69,037	102,194	-	477	35,966	36,443	-	-	-	-	-	95,588	194,386	1,542,881	1,833,153	
Region I	102,838	171,191	1,008,478	1,282,507	-	2,585	172,729	175,314	-	285	101,336	101,621	-	-	-	-	-	102,838	174,061	1,282,543	1,559,442	
Region II	99,720	150,888	1,078,343	1,328,951	-	11,919	306,417	318,336	-	8,061	299,542	307,603	-	-	-	-	-	99,720	170,868	1,684,302	1,954,890	
Region III	131,245	320,337	1,984,733	2,436,315	165	161,301	501,271	662,737	1,251	47,666	292,861	341,778	757	-	-	757	-	133,418	529,304	2,790,765	3,453,487	
Region IV-A	115,825	265,952	1,734,832	2,116,609	-	33,472	346,862	380,334	-	2,500	216,275	218,775	-	326	-	326	-	115,825	302,250	2,297,969	2,726,842	
Region IV-B	86,524	184,658	858,395	1,129,577	-	3,799	61,293	65,092	-	7,882	183,403	191,285	-	-	-	-	-	86,524	196,339	1,103,091	1,385,954	
Region V	142,990	285,191	2,461,051	2,889,232	88	60,294	451,959	512,341	-	2,592	236,594	239,186	-	-	-	-	-	143,078	348,077	3,194,479	3,685,634	
Region VI	117,343	283,264	1,660,096	2,060,703	-	61,110	447,542	508,652	42	13,624	473,580	487,246	588	240	-	828	-	117,973	358,238	2,586,491	3,062,702	
Region VII	105,392	188,047	1,568,421	1,861,860	-	10,792	181,927	192,719	733	105,942	331,603	438,278	-	-	-	-	-	106,125	304,781	2,090,285	2,501,191	
Region VIII	80,193	172,877	946,816	1,199,886	-	21,671	201,101	222,772	-	2,415	155,834	158,249	5,041	4,190	-	9,231	-	85,234	201,153	1,320,686	1,607,073	
Region IX	43,803	-	2,349,783	2,393,586	-	-	7,375	7,375	-	-	8,749	8,749	-	-	-	-	-	43,803	-	2,365,907	2,409,710	
Region X	103,489	163,374	1,194,122	1,460,985	85	22,739	261,588	284,412	795	10,673	414,773	426,241	-	-	-	-	-	104,369	196,786	1,870,483	2,171,638	
Region XI	89,517	217,634	1,855,868	2,163,019	-	19,344	92,425	111,769	-	5,790	72,408	78,198	-	-	-	-	-	89,517	242,768	2,053,865	2,386,150	
Region XII	69,588	125,904	1,256,058	1,451,550	-	22,961	404,779	427,740	1,521	6,980	296,644	305,145	2,186	233	2,962	5,381	-	73,295	156,078	1,960,443	2,189,816	
Region XIII	81,279	119,908	1,102,530	1,303,717	-	17,780	188,723	206,503	132	19,261	189,553	208,946	-	-	-	-	-	81,411	156,949	1,480,806	1,719,166	
<b>TOTAL-4TH QUARTER</b>	<b>2,031,937</b>	<b>3,756,055</b>	<b>27,587,810</b>	<b>33,375,802</b>	<b>24,879</b>	<b>787,114</b>	<b>4,508,114</b>	<b>5,320,107</b>	<b>4,474</b>	<b>271,480</b>	<b>4,208,236</b>	<b>4,484,190</b>	<b>8,572</b>	<b>9,295</b>	<b>2,962</b>	<b>20,829</b>	<b>-</b>	<b>2,069,862</b>	<b>4,823,944</b>	<b>36,503,764</b>	<b>43,551,116</b>	

Prepared by:

  
 FARHAH K. KARIM  
 Accountant II


Date:

Checked by:

  
 CIPRIANO M. PUMANES  
 OIC, Department Chief Accountant

Date:

Submitted by:

  
 ARISTEO O. REYES  
 Director III, CFMS

Date: